



# **Board of Trustees 2019**

## **February 1, 2019**





## NMC Board of Trustees Meeting

Friday, February 1, 2019

9:00 AM

Natividad Room

1st Floor, Building 200

1441 Constitution Blvd.

### AGENDA

Members of the Natividad Medical Center Board of Trustees are appointed by the Monterey County Board of Supervisors. Membership and terms of office are established by the Natividad Medical Center Bylaws.

1. **Pledge of Allegiance**
2. **Agenda Additions/Corrections** *Page 1-5 – Board Clerk*
3. **Minutes**
  - Approve the Minutes of December 3, 2018 *Page 6-9*
4. **Board Comments**
5. **Public Comments (Limited up to 3 minutes per speaker at the discretion of the Chair)**

This portion of the meeting is reserved for persons to address the Board on any matter not on this agenda but under the jurisdiction of the Board of Trustees. Board members may respond briefly to statements made or questions posed. They may ask a question for clarification; make a referral to staff for factual information, or request staff to report back to the Board at a future meeting.
6. **Consent Calendar**

**Approve the following policies, procedures, rules, and regulations:**

  - a. Policies/Procedures/Forms/Manuals (listed and available upon request)

**Medical Staff Policy for Approval:**

Institutional Review Board Policy: 2, I.B.1. - Proposed Change to Educational Requirements

**Medical Staff Actions for Approval:**

Natividad Annual Institutional Review (AIR)  
Residency Annual Evaluation Plan (APE) – AIR, Appendix B

**Policies/Procedures/Forms/Manuals/Formulary Changes/ Order Sets for Approval:**

**New Policies**

  - 1:0090 Glucose Management: EndoTool IV
  - DIAG-1415 Mini C-arm Use
  - ED-1340 Urine Point of Care Testing Protocol
  - POC-3966 Point of Care: Coag-Sense (PT/INR/ Monitoring System)
  - OPST-6011 Vacation Requests



### **Revised Policies**

1:3250 IV Therapy - Pediatrics  
1:4060 Pneumococcal and Influenza Vaccine Screening and Administration Procedure for Adults  
1:9325 Barbiturate Coma Protocol  
3:1150 Pharmacy & Therapeutics Conflicts-of-Interest  
3:3345 Controlled Drug Record  
6:4300 Telephone and Verbal Orders  
7:0870 Quality Assessment and Performance Improvement Plan  
DIAG-1740 Magnetic Resource Imaging (MRI) Hours and Call Policy  
ED-1210 Emergency Department Case Management  
ED-1310 Initiation of Buprenorphine in the Emergency Department  
IC-420 Bioterrorism Agents: Response and Treatment  
PERI-6665 Safety in Perinatal Services  
PERI-6685 Transfer of Patient from L&D to Another Unit (non-emergency)  
POC-3902 Point of Care: i-STAT Troponin, CG4+ Blood Gas and CHEM8+ Testing  
POC-3935 Point of Care: Urine Pregnancy Test  
POC-3975 Point of Care (NMG): OSOM Ultra Strep A Test  
4:2200 Restricted/Secure Area Access  
4:3500 Waste Removal  
7:7100 Board Designated Capital Fund

### **No Changes**

LDU-6160 Staffing Guidelines for Perinatal Services, L&D & MIU  
OPST-6005 OP/PT/ST Services Patient Agreement – OP Description  
4:1510 Employee Safety Concerns  
4:2450 Key Control  
4:6460 Operation and Maintenance of Compactor

### **Policies to be Retired**

OPST-6004 Patient Access to Medical Records  
OPST-6008 Call-off Policy for Natividad PT/OT Departments  
1:4212 Emergency: Stroke Screening in the ED (Code Neuro)  
5:1400 Cross-training of Nursing Staff  
7:7200 Board Designated Debt Service Reserve Fund  
ICU-2500 Assisting with Bronchoscopy

### **Order Sets**

General Surgery Temporary Holding Orders  
ED DKA or HHS – Endo Tool  
ED Hypoglycemia  
ED Insulin Drip – Endo Tool  
ICU IMC DKA or HHS – Endo Tool  
ICU or IMC Insulin Drip for Hypoglycemia – Endo Tool  
OB Intrapartum Diabetes Management

**Approve for submission to the Monterey County Board of Supervisors the following agreements identified in Items 6b to 6k of the consent calendar. All of the listed items were previously reviewed and approved by the NMC Finance Committee.**

- 6b. \* **Approve for Submission to the Monterey County Board of Supervisors the Following Agreement with National Committee For Quality Assurance, Page 10-11**  
a. Authorize the Deputy Purchasing Agent for Natividad Medical Center to execute an

agreement with National Committee for Quality Assurance or NCQA for Practice's participation in NCQA's PCMH Recognition Program at NMC for an amount not to exceed \$10,000 with an agreement term March 1, 2019 through February 28, 2022.

b. Approve non-standard indemnity provision in agreement, as recommended by Chief Executive Officer Gary Gray, D.O.; and

c. Authorize the Deputy Purchasing Agent for Natividad or his designee to execute up to three (3) future amendments to the agreement which do not significantly alter the scope of work and do not cause an increase of more than ten percent (10%) (\$1,000) of the original cost of the agreement.

6c. \* **Approve for Submission to the Monterey County Board of Supervisors the Following Agreement with American Foundation for Suicide Prevention's, Page 12-13**

a. Authorize the Deputy Purchasing Agent for Natividad or his designee to execute an agreement with American Foundation for Suicide Prevention's (AFSP) for Suicide Prevention Services and License at NMC for an amount not to exceed \$15,000 with an agreement term March 1, 2019 through February 28, 2023.; and

b. Approve the non-standard indemnity provision in agreement, as recommended by Chief Executive Officer Gary Gray, D.O.; and

c. Authorize the Deputy Purchasing Agent for Natividad or his designee to execute up to three (3) future amendments to the agreement which do not significantly alter the scope of work and do not cause an increase of more than ten percent (10%) (\$1,500) of the original cost of the agreement.

6d. \* **Approve for Submission to the Monterey County Board of Supervisors the Following Agreement with government payers of healthcare services, Page 14-15**

Authorize the Chief Executive Officer of Natividad Medical Center ("NMC") until June 30, 2024 to execute agreements/amendments with government payers of healthcare services, including agreements/amendments containing non-standard risk provisions, for the purpose of adding NMC as an in-network provider of healthcare services for both hospital and professional services and for establishing reimbursement methodologies used in healthcare payments, subject to County Counsel and Auditor-Controller approval.

6e. \* **Approve for Submission to the Monterey County Board of Supervisors the Following Agreement with San Benito County, Page 16-17**

Authorize the Chief Executive Officer of Natividad Medical Center (NMC) to execute the San Benito County Contract ("Contract") for inpatient behavioral health services for residents from the San Benito County community effective March 1, 2019 through June 30, 2021.

6f. \* **Approve for Submission to the Monterey County Board of Supervisors the Following Agreement with Net Health Systems, Inc., Page 18-19**

Authorize the Deputy Purchasing Agent for Natividad Medical Center (NMC) or his designee to execute renewal and amendment No. 2 to the agreement (A-13298) with Net Health Systems, Inc. for continued use of the ReDoc software and to further amend the Agreement to upgrade the Software to "ReDoc powered by xfit" at NMC, retroactive to January 30, 2019, to extend the agreement term for an additional three (3) year period (January 30, 2019 through January 29, 2022) for a revised full agreement term of August 31, 2016 through January 29, 2022, and adding \$173,130 for a revised total agreement amount not to exceed \$272,765.

b. Authorize the Deputy Purchasing Agent for NMC or his designee to execute up to three (3) future amendments to the agreement which do not significantly alter the scope of work and do not cause an increase of more than ten percent (10%) (\$5,595) of the original cost of the



agreement.

6g. **\* Approve for Submission to the Monterey County Board of Supervisors the Following Agreement with Anastasia R. Klick, M.D., Page 20-21**

- a. Authorize the Deputy Purchasing Agent for Natividad Medical Center (NMC) or his designee to execute the First Amendment to the Professional Services Agreement with Anastasia R. Klick, M.D. to provide family medicine services at NMC, extending the term by twenty-four months (April 1, 2019 to March 31, 2021) for a revised full agreement term of March 1, 2018 to March 31, 2021, and adding \$200,000 for a revised total not to exceed amount of \$300,000 in the aggregate; and
- b. Authorize the Deputy Purchasing Agent for NMC or his designee to sign up to three (3) future amendments to this Agreement where the total amendments do not exceed 10% (\$10,000) of the original contract amount and do not significantly change the scope of work.

6h. **\* Approve for Submission to the Monterey County Board of Supervisors the Following Agreement with Hospitalist Medicine Physicians of California, Inc., Page 22-23**

- a. Authorize the Deputy Purchasing Agent for Natividad Medical Center (NMC) or his designee to execute the Professional Services Agreement with Hospitalist Medicine Physicians of California, Inc., dba Sound Physicians of California III (Sound) to provide hospitalist services at NMC for an amount not to exceed \$8,05,608 for the period March 1, 2019 to February 28, 2022.
- b. Authorize the Deputy Purchasing Agent for NMC to sign up to three (3) amendments to this agreement where the total amendments do not exceed 10% (\$80,956) of the original contract amount and do not significantly change the scope of work.

6i. **\* Approve for Submission to the Monterey County Board of Supervisors the Following Agreement with The Regents of the University of California, San Francisco, School of Medicine, Department of Pediatrics, Page 24-25**

Authorize the Deputy Purchasing Agent for Natividad Medical Center (NMC) or his designee to execute the Second Amendment to the Professional Services Agreement (A-13043) with The Regents of the University of California, a California Constitutional corporation, on behalf of the University of California, San Francisco, School of Medicine, Department of Pediatrics (UCSF) to provide pediatric hospitalist services, extending the term by twelve months (April 1, 2019 to March 31, 2020) for a revised full agreement term of February 1, 2016 to March 31, 2020, and adding \$236,735 for a revised total not to exceed amount of \$862,561 in the aggregate.

6j. **\* Approve for Submission to the Monterey County Board of Supervisors the Following Agreement with Freedom Medical Transportation, Page 26-27**

- a. Authorize the Deputy Purchasing Agent for Natividad Medical Center (NMC) or his designee to execute an agreement with Freedom Medical Transportation for non-emergency medical transportation services at NMC for an amount not to exceed \$150,000.00 with an agreement term of March 1, 2019 through February 28, 2021.
- b. Authorize the Deputy Purchasing Agent for NMC or his designee to execute up to three (3) future amendments to the agreement which do not significantly alter the scope of work and do not cause an increase of more than ten percent (10%) (\$15,000) of the original cost of the agreement.

- 6k. \* **Approve for Submission to the Monterey County Board of Supervisors the Following Job Order Contracts.** *Page 28-30*
- a. Award Natividad Medical Center Job Order Contracts (JOC) for a term of one year, with a minimum contract value of \$25,000 and maximum contract value of \$4,904,581 to the lowest responsive bidders as follows: NMC 2018-01; Staples Construction Company, Inc.
  - b. Award Natividad Medical Center Job Order Contracts (JOC) for a term of one year, with a minimum contract value of \$25,000 and maximum contract value of \$4,904,581 to the lowest responsive bidders as follows: NMC 2018-02 Ausonio Incorporated;
  - c. Approve the Performance and Payment Bonds executed and provided by Ausonio Incorporated, Inc. in the amount of \$2,000,000;
  - d. Approve the Performance and Payment Bonds executed and provided by Staples Construction Company, Inc. in the amount of \$2,000,000; and
  - e. Authorize the Chief Executive Officer (CEO) of Natividad Medical Center to execute Job Order Contract Natividad Medical Center 2018-01 with Staples Construction Company, Inc., and Job Order Contract Facilities 2018-02 with Ausonio Incorporated.
- 7 **Accept Oral Report from NMC Chief Financial Officer** - *Daniel Leon, CFO*
- a. November 2018 YTD Financial Reports *Page 31-43*
  - b. December 2018 YTD Financial Reports *Page 44-56*
- 8 **Receive Oral Report from NMC Chief Executive Officer** - *Dr. Gary R. Gray, CEO*
- 9 **Receive Oral Report from Chief of Staff** – *Dr. Chad Harris, COS*
- 10 **Receive Oral Report from Chief Nursing Officer** – *Nancy Buscher, CNO*
- 11 **Receive Oral Compliance Report from Compliance Officer** – *Teri Ransbury, CO*
- 12 **Receive Oral Report on Public Relations** – *Andrea Rosenberg, Assistant Administrator*
- 13 **Recess to Closed Session under Government Code Section 54950**
- a. Pursuant to Health and Safety Code Section 1461, Evidence Code Section 1157, and in accordance with Government Code Section 54954.5, the Board will receive: Medical Quality Assurance Reports *Dr. Craig Walls, CMO*
- 14 **Accept and approve January 2019 Credentials Report from Medical Staff Office relating to appointment of medical staff and allied health professionals.** *Page 57-58*

**Adjournment**

**Next Board of Trustees Meeting  
Friday March 1, 2019  
9:00 AM  
Natividad Room  
1<sup>st</sup> Floor, Building 200**

5



**SPECIAL**  
**NMC Board of Trustees Meeting**

Monday, December 03, 2018

9:00 AM

Natividad Room

1st Floor, Building 200

1441 Constitution Blvd.

**MINUTES**

**Board of Trustees:** Mitch Winick, Marcia Atkinson, Dr. Gary Gray, Mike Payne, Dr. Chad Harris, Libby Downey, Fernando Elizondo,

**Absent:** John Huerta, Britt Rios-Ellis, Supervisor Simon Salinas, Lew Bauman

**NMC Staff/County:** Stacy Saetta, Daniel Leon, Ari Entin, Nancy Buscher, Teri Ransbury, Monica Hamilton, Jeanne Ann Balza, Dr. Craig Walls, Dr. Chris Carpenter, Dr. Debi Siljander

1. **Pledge of Allegiance**

2. **Agenda Additions/Corrections** – Board Clerk

***MOTION: Motion to accept and approve the agenda for December 3, 2018 BOT meeting by Mike Payne, seconded by Marcia Atkinson.***

3. **Minutes**

a. Approve the Minutes of November 2, 2018.

***MOTION: Motion to approve minutes of the November 2, 2018 BOT meeting by Marcia Atkinson, seconded by Mike Payne.***

4. **Board Comment**

The Natividad Board of Trustees took a moment of silence to honor George Walker Herbert Bush, 41<sup>st</sup> President of the United States of America.

5. **Public Comments (Limited up to 3 minutes per speaker at the discretion of the Chair)**

NONE



## **6. Consent Calendar**

### **6a. Policies/Procedures/Forms/Manuals**

#### **New Policies**

ANC-4546 Phlebotomy: Guidelines for Minimizing Blood Loss Due to Phlebotomy  
DIAG-1410 C-Spine Collar Removal in Diagnostic Imaging  
ED-1325 Search of Patient Property  
PHAR-3100 Controlled Substance Inventory Reconciliation

#### **Revised Policies**

1:9200 Natividad Diet List  
1:9300 Trauma Activation  
1:9306 Performance Improvement and Patient Safety (PIPS) Plan  
7:0860 Quality Assessment and Performance Improvement Plan  
7:7250 Management of Direct Patient Care Contract Services  
ADMIT-0021 Cash Balancing  
MIU-6510 Blood Glucose Monitoring: Newborn  
PED-7015 Case Management, Discharge Planning & Referrals – Community Pediatric Unit  
PED-7025 Collection of Specimens  
PERI-6570 Hyperbilirubinemia: Phototherapy  
PERI-6801 Preparation, Fortification and Storage of Fortified Breastmilk and Formula  
POC-3912 Point of Care: Glucose Testing Using the Nova Statstrip Glucose Hospital Meter System  
TPMG-010 Rib Fracture Management Guideline

#### **Policies with No Changes**

1:9321 Cardiopulmonary Bypass Contingency Plan  
ED-1240 Emergency Department Decontamination Plan  
OPST-6000 OT/PT/ST Services Department Description  
OPST-6006 OT/PT/ST Services Cleaning Shared Non-Critical/Reusable Patient Care Equipment  
OPST-6007 OT/PT/ST Services Cleaning Therapy Gait Belts  
OPST-6009 OT/PT/ST Services Environmental Cleaning  
OPST-6010 OT/PT/ST Services Therapy Services – Splint Pan Use and Cleaning  
OPST-6700 OT/PT/ST Services Pediatric Feeding Evaluation and Treatment Policy and Procedures  
OPST-6701 OT/PT/ST Services Speech Therapy Cognitive Communication Evaluation and Treatment

#### **Policy and Procedure**

OPST-6702 OT/PT/ST Services Speech Therapy Modified Barium Swallow Study Policy and Procedure  
OPST-6703 OT/PT/ST Services Speech Therapy Swallow Evaluation and Treatment Policy and Procedure

#### **Policies to be Retired**

POC-3905 POC Glucose Testing by Accucheck Inform II System  
POC-3971 Influenza A&B Antigen Tests by Binax

#### **Order Sets**

Hypoglycemia Protocol  
PED Emergency Infusions

#### **Manuals**

Supplemental Diet Manual

**Medical Staff Privilege Lists for Approval:**

1. PA Psychiatric Privilege/Practice Prerogative form
2. NP Psychiatric Privilege/Practice Prerogative form
3. Removal of Procedural Sedation from PA and NP Practice Prerogatives

**Medical Staff Policies for Approval:**

Standardized Procedure, Psychiatric Mental Health NP

**Medical Staff Actions for Approval:**

Proposed Updates to Medical Staff Rules and Regulations

**Approve for submission to the Monterey County Board of Supervisors the following agreements identified in Items 6b to 6e of the consent calendar. All of the listed items were previously reviewed and approved by the NMC Finance Committee.**

- 6b. \* Approve for Submission to the Monterey County Board of Supervisors the Following Agreement with Alpha Air Balance Agency, Inc.,**
- a. Authorize the Deputy Purchasing Agent for Natividad Medical Center (NMC) or his designee to execute amendment No. 1 to the agreement with Alpha Air Balance Agency Inc. for Heating Ventilation Air Condition (HVAC) services, extending the agreement an additional two (2) year period (June 1, 2019 through May 31, 2021) for a revised full agreement term of June 1, 2016 through May 31, 2021, and adding \$150,000 for a revised total agreement amount not to exceed \$200,000.
  - b. Authorize the Deputy Purchasing Agent for NMC or his designee to execute up to three (3) future amendments to the agreement which do not significantly alter the scope of work and do not cause an increase of more than ten percent (10%) (\$5,000) of the original cost of the agreement.
- 6c. \* Approve for Submission to the Monterey County Board of Supervisors the Following Agreements for Debt Collection Services,**
- Authorize the Deputy Purchasing Agent for Natividad Medical Center (NMC) or his designee to execute amendment No. 1 with Credit Consulting Services, Inc. and Receivable Solutions, Inc. for debt collection services at NMC pursuant to the Request for Proposals (RFP) #9600-64, extending the agreement an additional one (1) year period (October 1, 2019 through September 30, 2020) for a revised full agreement term of October 1, 2016 through September 30, 2020, with one remaining option to extend for one (1) additional year, and adding \$2,177,000 for a revised total aggregate amount not to exceed \$4,570,000.
- 6d. \* Approve for Submission to the Monterey County Board of Supervisors the Following Agreement with Focus One Solutions, LLC,**
- a. Authorize the Deputy Purchasing Agent for Natividad Medical Center (NMC) or his designee to execute amendment No. 3 to the agreement (A-13506) with Focus One Solutions, LLC for nursing and clinical registry, adding \$5,000,000 for a revised total agreement amount not to exceed \$12,000,000 with no change to the agreement term of April 19, 2017 through April 18, 2020.
- 6e. \* Approve for Submission to the Monterey County Board of Supervisors the Following Agreements For Natividad Radiology Modernization Project,**
- a. Authorize the Deputy Purchasing Agent for Natividad Medical Center (NMC) or his designee to execute Quotations #1FWKEGS, #1-FWJ9PU, #1-FVNNFJ, #1-FWJTL1, #1-FWH0E9, and #1-FVSZAS totaling \$483,855 for installation and training services associated with the new radiology equipment for the Natividad Radiology Modernization Project.

- b. Authorize the Deputy Purchasing Agent for Natividad Medical Center (NMC) or his designee to execute Proposal #1-O73OSY for the purchase of the extended 5 year warranties totaling \$2,422,548 (\$605,637 annually for four years) associated with the new radiology equipment for the Natividad Radiology Modernization Project.

***MOTION:** Motion to approve Policies/Procedures/Forms/Manuals item 6a-6e moved by Mike Payne, seconded by Marcia Atkinson, and approved unanimously.*

- 7 **Accept Oral Reports from NMC Chief Financial Officer** - Daniel Leon, CFO  
a. October 2018 YTD Financial Reports

***MOTION:** Motion to accept the report on October 2018 Financial Reports, moved by Mike Payne, seconded by Marcia Atkinson, and approved unanimously.*

- 8 **Receive Oral Report from NMC Chief Executive Officer** - Dr. Gary R. Gray, Chief Executive Officer

- 9 **Receive Oral Report from Chief of Staff** – Dr. Chad Harris, Chief Of Staff

- 10 **Receive Oral Report from Chief Nursing Officer** – Nancy Buscher, Chief Nursing Officer

- 11 **Recess to Closed Session under Government Code Section 54950**

- a. Pursuant to Health and Safety Code Section 1461, Evidence Code Section 1157, and in accordance with Government Code Section 54954.5, the Board will receive: Medical Quality Assurance Reports Dr. Craig Walls, CMO

- 12 **Accept and approve November 2018 Credentials Report from Medical Staff Office relating to appointment of medical staff and allied health professionals.**

***MOTION:** Motion to accept the report on November 2018 Credentials Report, moved by Britt Rios Ellis seconded by Mike Payne, and approved unanimously.*

- 13 **Accept and approve the 2019 Board of Trustees Scheduled meeting calendar**

***MOTION:** Motion to accept and approve the 2019 Board of Trustees Scheduled Meeting Calendar moved by Britt Rios- Ellis seconded by Mike Payne, and approved unanimously.*

**Adjournment:** With no other business before the Board the meeting was adjourned at 9:57 am.

---

Mitch Winick, Chair

*Recorded by Irene Zenk*



## **MONTEREY COUNTY BOARD OF SUPERVISORS BOARD REPORT**

**National Committee for Quality Assurance or NCQA    Legistar Number:**  

### **..Title**

- a. Authorize the Deputy Purchasing Agent for Natividad Medical Center to execute an agreement with National Committee for Quality Assurance or NCQA for Practice's participation in NCQA's PCMH Recognition Program at NMC for an amount not to exceed \$10,000 with an agreement term March 1, 2019 through February 28, 2022.
- b. Approve non-standard indemnity provision in agreement, as recommended by Chief Executive Officer Gary Gray, D.O.; and
- c. Authorize the Deputy Purchasing Agent for Natividad or his designee to execute up to three (3) future amendments to the agreement which do not significantly alter the scope of work and do not cause an increase of more than ten percent (10%) (\$1,000) of the original cost of the agreement.

### **..Report**

#### **RECOMMENDATION:**

#### **It is recommended the Board of Supervisors:**

- a. Authorize the Deputy Purchasing Agent for Natividad Medical Center to execute an agreement with National Committee for Quality Assurance or NCQA for Practice's participation in NCQA's PCMH Recognition Program at NMC for an amount not to exceed \$10,000 with an agreement term March 1, 2019 through February 28, 2022.
- b. Approve non-standard indemnity provision in agreement, as recommended by Chief Executive Officer Gary Gray, D.O.; and
- c. Authorize the Deputy Purchasing Agent for Natividad or his designee to execute up to three (3) future amendments to the agreement which do not significantly alter the scope of work and do not cause an increase of more than ten percent (10%) (\$1,000) of the original cost of the agreement.

#### **SUMMARY/DISCUSSION:**

Patient Centered Medical Home (PCMH) is a National Committee for Quality Assurance (NCQA) recognition program that provides a model of care for primary care facilities. PCMH emphasizes care coordination and is a proven way of organizing primary care using teamwork and technology to improve quality and patients' experience of care, and to reduce costs. PCMH recognition is the most widely adopted model for transforming primary care practices into medical homes. To earn NCQA Recognition, practices must meet rigorous standards for addressing patient needs.

Natividad operates Natividad Medical Group (NMG), a primary care clinic that provides preventative, primary, and follow up care for patients. Natividad Medical Group is striving to earn PCMH recognition and adopt the best practices and guidelines that will translate to better care for patients. This process includes evaluating and transforming the NMG processes and patient care as specified by NCQA. There is an initial recognition followed by an annual reporting process to retain the recognition. Each clinician in NMG that qualifies will also be individually PCMH recognized.

In order to enroll in the NCQA program for recognition, a standard NCQA PCMH agreement and a BAA (Business Associates Agreement) must be signed. The Agreement outlines the terms for participation in PCMH, while the purpose of the BAA is to satisfy certain standards and

requirements of the Health Insurance Portability and Accountability Act of 1996 (HIPAA). This request is to approve the agreements that need to be signed and the initial recognition fees and future renewal fees in order for NMG to pursue PCMH recognition.

Note: The Monterey County Health Department's Laurel Internal Medicine Clinic has received PCMH recognition, and the health department is now working on expanding that recognition to the other eight health department clinics. A very similar agreement and BAA with NCQA has been approved by the board in 2017 for the Health Department.

#### **OTHER AGENCY INVOLVEMENT:**

County Counsel has reviewed and approved this agreement as to legal form, and the Auditor-Controller has reviewed and approved as to payment provisions. The agreement has also been reviewed and approved by NMC's Finance Committee on January 24, 2018 and by its Board of Trustees on February 2, 2018.

#### **FINANCING:**

The cost for this agreement is \$10,000 of which \$2,500 which is included in the Fiscal Year 2018-19 Adopted Budget. Amounts for remaining years of the agreement will be included in those budgets as appropriate.

#### **BOARD OF SUPERVISORS STRATEGIC INITIATIVES:**

A growing body of evidence documents the many benefits of patient centered medical homes, including better quality, patient experience, continuity, prevention and disease management. Studies show lower costs from reduced emergency department (ED) visits and hospital admissions. Studies also show reduced disparities in care and lower rates of provider burnout. PCMHs' power to improve the quality, cost and experience of primary care only sets a foundation for the broad change our health care system needs.

Medical homes are the foundation for a health care system that achieves the "Quadruple Aim" of achieving excellent clinical quality, patient experience and employee management while lowering the cost of care.

- ☐ Economic Development
- ☐ Administration
- ☒ Health and Human Services
- ☐ Infrastructure
- ☐ Public Safety

Prepared by: Karen Medalen IT Project Manager, 783-2811

Approved by: Gary R. Gray, DO, Chief Executive Officer, 783-2504

Attachments:

National Committee for Quality Assurance Agreement

Attachments on file with the Clerk of the Board



## **MONTEREY COUNTY BOARD OF SUPERVISORS BOARD REPORT**

**American Foundation for Suicide Prevention's (AFSP)**

**Legistar Number:**

### **..Title**

- a. Authorize the Deputy Purchasing Agent for Natividad or his designee to execute an agreement with American Foundation for Suicide Prevention's (AFSP) for Suicide Prevention Services and License at NMC for an amount not to exceed \$15,000 with an agreement term March 1, 2019 through February 28, 2023.; and
- b. Approve the non-standard indemnity provision in agreement, as recommended by Chief Executive Officer Gary Gray, D.O.; and
- c. Authorize the Deputy Purchasing Agent for Natividad or his designee to execute up to three (3) future amendments to the agreement which do not significantly alter the scope of work and do not cause an increase of more than ten percent (10%) (\$1,500) of the original cost of the agreement.

### **..Report**

#### **RECOMMENDATION:**

#### **It is recommended the Board of Supervisors:**

- a. Authorize the Deputy Purchasing Agent for Natividad or his designee to execute an agreement with American Foundation for Suicide Prevention's (AFSP) for Suicide Prevention Services and License at NMC for an amount not to exceed \$15,000 with an agreement term March 1, 2019 through February 28, 2023.; and
- b. Approve the non-standard indemnity provision in agreement, as recommended by Chief Executive Officer Gary Gray, D.O.; and
- c. Authorize the Deputy Purchasing Agent for Natividad or his designee to execute up to three (3) future amendments to the agreement which do not significantly alter the scope of work and do not cause an increase of more than ten percent (10%) (\$1,500) of the original cost of the agreement.

#### **SUMMARY/DISCUSSION:**

Supporting the Interactive Screening Program (ISP) by partnering with the American Society for Suicide Prevention (AFSP) will lead to a happier and healthier workforce by offering proactive screening and resources for staff who are experiencing burnout and/or depression and suicidal ideation. Supporting the ISP will also lead to a stronger workforce which strengthens economic development within Monterey County. The ISP will ultimately improve the health and wellness of the workforce which in turn may improve patient experience and outcomes thereby further enhancing healthcare opportunities for Monterey County residents.

#### **OTHER AGENCY INVOLVEMENT:**

County Counsel has reviewed and approved this agreement as to legal form, and the Auditor-Controller has reviewed and approved as to payment provisions. The agreement has also been reviewed and approved by NMC's Finance Committee on January 24, 2019 and by its Board of Trustees on February 1, 2019.

#### **FINANCING:**



The cost for this agreement is \$15,000 of which \$5,000 which is included in the Fiscal Year 2018-19 Adopted Budget. Amounts for remaining years of the agreement will be included in those budgets as appropriate.

**BOARD OF SUPERVISORS STRATEGIC INITIATIVES:**

The services rendered in this agreement provide Natividad with the additional support it needs to be able to provide reliable and quality patient care which improves the health and quality of life for patients and their families.

- ☐ Economic Development
- ☐ Administration
- ☒ Health and Human Services
- ☐ Infrastructure
- ☐ Public Safety

Prepared by: April Ritchie, Director of Labor and Delivery, 772-7577

Approved by: Gary R. Gray, DO, Chief Executive Officer, 783-2504

Attachments:

American Foundation for Suicide Prevention's Agreement

Attachments on file with the Clerk of the Board

# MONTEREY COUNTY BOARD OF SUPERVISORS BOARD REPORT

**Authority to Sign Government Payer Agreements/Amendments**

**Legistar Number:**

## **..Title**

Authorize the Chief Executive Officer of Natividad Medical Center (“NMC”) until June 30, 2024 to execute agreements/amendments with government payers of healthcare services, including agreements/amendments containing non-standard risk provisions, for the purpose of adding NMC as an in-network provider of healthcare services for both hospital and professional services and for establishing reimbursement methodologies used in healthcare payments, subject to County Counsel and Auditor-Controller approval.

## **..Report**

### **RECOMMENDATION:**

**It is recommended the Board of Supervisors:**

Authorize the Chief Executive Officer of Natividad Medical Center (“NMC”) until June 30, 2024 to execute agreements/amendments with government payers of healthcare services, including agreements/amendments containing non-standard risk provisions, for the purpose of adding NMC as an in-network provider of healthcare services for both hospital and professional services and for establishing reimbursement methodologies used in healthcare payments, subject to County Counsel and Auditor-Controller approval.

### **SUMMARY/DISCUSSION:**

The County of Monterey, on behalf of Natividad Medical Center (“NMC”), has contracts with government payers, including Santa Clara County, Santa Cruz County and Central California Alliance for Health. Some of the payer agreements have been in place for over 20 years.

The purpose of a payer agreement is to allow NMC to be an in-network provider to provide inpatient and outpatient services to the government program members and/or enrollees. As government entities are responsible for constituents, the entities in turn request agreements or modifications to their existing agreements with hospitals and providers.

In many situations, a government entity would want to have an agreement in place in a very short timeframe in order to provide the appropriate network of hospitals and physicians for patients needing care. Having the network in place is important for a government entity to provide health benefits coverage.

Agreements have standard provisions such as authorizations, documentation, covered services, confidentiality, indemnity, termination and rates. NMC will continue as currently to work with County Counsel and County-Auditor to receive approval prior to finalizing an agreement.

### **OTHER AGENCY INVOLVEMENT:**

County Counsel and the County Auditor-Controller have reviewed this request. The request has also been reviewed and approved by NMC’s Finance Committee on January 24, 2019 and by the NMC Board of Trustees on February 1, 2019.

### **FINANCING:**

There is no impact to the General Fund. There are no costs associated with this Agreement.

**BOARD OF SUPERVISORS STRATEGIC INITIATIVES:**

☐ Economic Development

☐ Administration

☒ Health and Human Services

This authority provides timely mutual beneficial terms and conditions related to the provision of health care services for patients in the community.

☐ Infrastructure

☐ Public Safety

Prepared by: Nancy Majewski, Managed Care Operations Manager, 783-2385

Approved by: Gary R. Gray, DO, Chief Executive Officer, 783-2504



## **MONTEREY COUNTY BOARD OF SUPERVISORS BOARD REPORT**

### **San Benito County Behavioral Health Contract**

**Legistar Number:**

#### **..Title**

Authorize the Chief Executive Officer of Natividad Medical Center (NMC) to execute the San Benito County Contract ("Contract") for inpatient behavioral health services for residents from the San Benito County community effective March 1, 2019 through June 30, 2021.

#### **..Report**

#### **RECOMMENDATION:**

#### **It is recommended the Board of Supervisors:**

Authorize the Chief Executive Officer of Natividad Medical Center (NMC) to execute the San Benito County Contract ("Contract") for inpatient behavioral health services for residents from the San Benito County community effective March 1, 2019 through June 30, 2021.

#### **SUMMARY/DISCUSSION:**

San Benito County occasionally places behavioral health patients in the Natividad Medical Center inpatient Mental Health Unit for services. This contract identifies the provision and payment of acute psychiatric inpatient services when such services are available. There is a 30-day prior written notice termination clause in the contract.

San Benito County requests that the County of Monterey approve and sign the agreement before San Benito County signs the agreement.

Section 1457 of the Health and Safety Code provides that the records of a hospital or any other county medical facility that reveal the rates of payment for health care services rendered by, or purchased by, the hospital or other medical facility shall not be considered public records subject to disclosure pursuant to the California Public Records Act. Cal. Health & Safety Code § 1457(c)(1). Accordingly, the payment rates have been redacted from the attached copy of the Agreement.

#### **OTHER AGENCY INVOLVEMENT:**

County Counsel has reviewed and approved this Agreement as to legal form and risk provisions. The Agreement has also been reviewed and approved by NMC's Finance Committee on January 24, 2019 and by the NMC Board of Trustees on February 1, 2019.

#### **FINANCING:**

There is no impact to the General Fund.

#### **BOARD OF SUPERVISORS STRATEGIC INITIATIVES:**

☐ Economic Development

☐ Administration

☒ Health and Human Services

This agreement outlines the provision of services to San Benito county residents needing inpatient services in the Natividad Mental Health Unit.

☐ Infrastructure

\_\_\_ Public Safety

Prepared by: Nancy Majewski, Managed Care Operations Manager, 783-2385

Approved by: Gary R. Gray, DO, Chief Executive Officer, 783-2504

San Benito County Behavioral Health Contract rd

All Attachments on file with the Clerk of the Board

## **MONTEREY COUNTY BOARD OF SUPERVISORS BOARD REPORT**

**Net Health Systems, Inc. Renewal & Amendment No. 2**

**Legistar Number:**

### **..Title**

- a. Authorize the Deputy Purchasing Agent for Natividad Medical Center (NMC) or his designee to execute renewal and amendment No. 2 to the agreement (A-13298) with Net Health Systems, Inc. for continued use of the ReDoc software and to further amend the Agreement to upgrade the Software to “ReDoc powered by xfit” at NMC, retroactive to January 30, 2019, to extend the agreement term for an additional three (3) year period (January 30, 2019 through January 29, 2022) for a revised full agreement term of August 31, 2016 through January 29, 2022, and adding \$173,130 for a revised total agreement amount not to exceed \$272,765.
- b. Authorize the Deputy Purchasing Agent for NMC or his designee to execute up to three (3) future amendments to the agreement which do not significantly alter the scope of work and do not cause an increase of more than ten percent (10%) (\$5,595) of the original cost of the agreement.

### **..Report**

#### **RECOMMENDATION:**

#### **It is recommended the Board of Supervisors:**

- a. Authorize the Deputy Purchasing Agent for Natividad Medical Center (NMC) or his designee to execute renewal and amendment No. 2 to the agreement (A-13298) with Net Health Systems, Inc. for continued use of the ReDoc software and to further amend the Agreement to upgrade the Software to “ReDoc powered by xfit” at NMC, retroactive to January 30, 2019, to extend the agreement term for an additional three (3) year period (January 30, 2019 through January 29, 2022) for a revised full agreement term of August 31, 2016 through January 29, 2022, and adding \$173,130 for a revised total agreement amount not to exceed \$272,765.
- b. Authorize the Deputy Purchasing Agent for NMC or his designee to execute up to three (3) future amendments to the agreement which do not significantly alter the scope of work and do not cause an increase of more than ten percent (10%) (\$5,595) of the original cost of the agreement.

#### **SUMMARY/DISCUSSION:**

NMC desires to extend the term for use of Net Health Systems, Inc.’s rehabilitation documentation software (ReDoc). NMC’s outpatient Physical Therapy, Occupational Therapy and Speech Therapy Departments currently uses the ReDoc software in conjunction with the hospital’s Meditech system for scheduling and billing. ReDoc was implemented this past year to replace the paper charting system that the Physical Therapy department was using. Meditech does not offer an outpatient solution for Therapy medical record documentation. Net Health is a nationally recognized company that provides rehabilitation documentation software solutions to more than 500 outpatient therapy sites and is considered an industry leader for outpatient therapy online documentation.

Net Health’s enterprise solution provide therapists and therapy teams the tools they need to operate efficiently, stay compliant, and enhance patient care and outcomes. Outpatient Therapy is strictly regulated by regulatory agencies, and the ReDoc software keeps current with changes in regulations and billing requirements. Patient care is also enhanced by using ReDoc, as the software allows the therapist to generate comprehensive reports that convey medical necessity and functional outcomes to send to the patient’s provider. Additional benefits of using ReDoc, is the software’s ability to alert the therapist to any billing or coding errors and provides reminders for critical events, such as progress reports, re-certifications, and re-authorizations, all while tracking Medicare Cap limits. The

ReDoc software also provides appointment scheduling, patient reminders, robust analytics, billing, and management reports. ReDoc also provides point-of-care alerts to the therapist related to therapy caps, re-authorization requirements, and other critical events during the patient's therapy.

This year we are adding on an additional Physical Therapy (PT) license bringing the license total for Full Time PT to 7. This license will allow an additional PT at NMC to perform robust clinical documentation to convey medical necessity and monitor the patient's functional outcomes. This amendment also includes an upgrade to the latest version of ReDoc, ReDoc xfit.

#### **OTHER AGENCY INVOLVEMENT:**

County Counsel has reviewed and approved this renewal and amendment No. 2 as to legal form, and the Auditor-Controller has reviewed and approved as to payment provisions. This renewal and amendment No. 2 has also been reviewed and approved by NMC's Finance Committee on January 24, 2019 and by its Board of Trustees on February 1, 2019.

#### **FINANCING:**

The cost for this renewal and amendment No. 2 is \$173,130, of which \$51,690 is included in the Fiscal Year 2018-19 Adopted Budget. Amounts for remaining years of the agreement will be included in those budgets as appropriate. There is no impact to the General Fund.

#### **BOARD OF SUPERVISORS STRATEGIC INITIATIVES:**

This agreement is for a software system which improves data processing at NMC. The use of this system directly contributes to a more efficient and effective use of resources within the organization.

- ☐ Economic Development
- ☒ Administration
- ☐ Health and Human Services
- ☐ Infrastructure
- ☐ Public Safety

Prepared by: Dr. Charles Harris, Chief Medical Information Officer, 783-2785

Approved by: Gary R. Gray, DO, Chief Executive Officer, 783-2504

#### **Attachments:**

Net Health Systems, Inc. Renewal and Amendment 2

Net Health Systems, Inc. Amendment 1

Net Health Systems, Inc. Agreement

Attachments on file with the Clerk of the Board



## **MONTEREY COUNTY BOARD OF SUPERVISORS BOARD REPORT**

### **Anastasia R. Klick, M.D. First Amendment**

#### TITLE:

- a. Authorize the Deputy Purchasing Agent for Natividad Medical Center (NMC) or his designee to execute the First Amendment to the Professional Services Agreement with Anastasia R. Klick, M.D. to provide family medicine services at NMC, extending the term by twenty-four months (April 1, 2019 to March 31, 2021) for a revised full agreement term of March 1, 2018 to March 31, 2021, and adding \$200,000 for a revised total not to exceed amount of \$300,000 in the aggregate; and
- b. Authorize the Deputy Purchasing Agent for NMC or his designee to sign up to three (3) future amendments to this Agreement where the total amendments do not exceed 10% (\$10,000) of the original contract amount and do not significantly change the scope of work.

#### RECOMMENDATION:

It is recommended that the Board of Supervisors

- a. Authorize the Deputy Purchasing Agent for Natividad Medical Center (NMC) or his designee to execute the First Amendment to the Professional Services Agreement with Anastasia R. Klick, M.D. to provide family medicine services at NMC, extending the term by twenty-four months (April 1, 2019 to March 31, 2021) for a revised full agreement term of March 1, 2018 to March 31, 2021, and adding \$200,000 for a revised total not to exceed amount of \$300,000 in the aggregate; and
- b. Authorize the Deputy Purchasing Agent for NMC or his designee to sign up to three (3) future amendments to this Agreement where the total amendments do not exceed 10% (\$10,000) of the original contract amount and do not significantly change the scope of work.

#### SUMMARY/DISCUSSION:

NMC operates Family Medicine Residency Program affiliated with the University of California's San Francisco Medical School with a total of 30 residents that practice in multiple settings including the inpatient labor and delivery unit. The Residency Program must arrange for patient care and supervision of its residents by qualified family medicine physicians. NMC has an agreement with Dr. Klick to provide family medicine services, at least one shift per week. NMC wishes to amend the Agreement at this time in order to avoid interruption of services. NMC has obtained an independent opinion of fair market value supporting the payment terms.

#### OTHER AGENCY INVOLVEMENT:

County Counsel has reviewed and approved this Amendment as to legal form and the Auditor-Controller has reviewed and approved this Amendment as to fiscal provisions. The Amendment has also been reviewed and approved by Natividad's Finance Committee and Board of Trustees.

#### FINANCING:

The cost of this amendment is \$100,000. The total not to exceed amount of this Agreement is \$300,000 for the period March 1, 2018 to March 31, 2021. \$100,000 is included the Fiscal Year 2018/2019 Approved Budget. The remaining balance will be budgeted in subsequent fiscal years. There is no impact to the General Fund.

BOARD OF SUPERVISORS STRATEGIC INITIATIVES:

The services rendered in this agreement provide Natividad with the additional support it needs in order to provide reliable and high quality patient care which improves the health and quality of life for Monterey County residents and their families.

- ☐ Economic Development
- ☐ Administration
- ☒ Health and Human Services
- ☐ Infrastructure
- ☐ Public Safety

Prepared by: Jeanne-Ann Balza, Management Analyst, 783.2506

Approved by: Gary Gray D.O., Chief Executive Officer, 783.2553

Attachments: Agreement; First Amendment

Attachments on file at the Clerk of the Board

## **MONTEREY COUNTY BOARD OF SUPERVISORS BOARD REPORT**

### **Sound Inpatient Physicians Agreement**

#### TITLE:

- a. Authorize the Deputy Purchasing Agent for Natividad Medical Center (NMC) or his designee to execute the Professional Services Agreement with Hospitalist Medicine Physicians of California, Inc., dba Sound Physicians of California III (Sound) to provide hospitalist services at NMC for an amount not to exceed \$8,05,608 for the period March 1, 2019 to February 28, 2022.
- b. Authorize the Deputy Purchasing Agent for NMC to sign up to three (3) amendments to this agreement where the total amendments do not exceed 10% (\$80,956) of the original contract amount and do not significantly change the scope of work.

#### RECOMMENDATION:

It is recommended that the Board of Supervisors

- a. Authorize the Deputy Purchasing Agent for Natividad Medical Center (NMC) or his designee to execute the Professional Services Agreement with Hospitalist Medicine Physicians of California, Inc., dba Sound Physicians of California III (Sound) to provide hospitalist services at NMC for an amount not to exceed \$8,05,608 for the period March 1, 2019 to February 28, 2022.
- b. Authorize the Deputy Purchasing Agent for NMC to sign up to three (3) amendments to this agreement where the total amendments do not exceed 10% (\$80,956) of the original contract amount and do not significantly change the scope of work.

#### SUMMARY/DISCUSSION:

NMC operates medical surgical units and an acute rehabilitation unit that provides direct patient care to hospitalized patients 24 hours a day, 7 days a week. It requires a team of internal medicine and family medicine physicians, known as hospitalists to sufficiently staff these units and provide 24/7 patient care.

Sound is an established national organization that will arrange sufficient staffing of the critical units, at least three physicians during the day and one physician at night, a Chief Hospitalist physician, a registered nurse and management services that include efficient staffing of the units and oversight of the hospitalist program through Sound's practice management to ensure quality patient care.

NMC has obtained an independent opinion of fair market value supporting the payment terms of this Agreement.

#### OTHER AGENCY INVOLVEMENT:

County Counsel has reviewed and approved this Agreement as to legal form. Auditor-Controller has reviewed and approved this Agreement as to fiscal provisions. The Agreement has also been reviewed and approved by Natividad Medical Center's Finance Committee and Board of Trustees.

#### FINANCING:

The cost of this Agreement is \$8,095,608 for the period March 1, 2019 to February 28, 2022 (26 months). \$2,698,536 is included in the Fiscal Year 2018/2019 Adopted Budget. There is no impact to the General Fund.

BOARD OF SUPERVISORS STRATEGIC INITIATIVES:

The services rendered in this agreement provide NMC with the additional support it needs in order to provide reliable and high quality patient care which improves the health and quality of life for patients and their families.

- ☐ Economic Development
- ☐ Administration
- ☒ Health and Human Services
- ☐ Infrastructure
- ☐ Public Safety

Prepared by: Jeanne-Ann Balza, Management Analyst, 783.2506

Approved by: Gary Gray D.O., Chief Executive Officer, 783.2553

Attachments: Agreement

Attachments on file at the Clerk of the Board



## **MONTEREY COUNTY BOARD OF SUPERVISORS BOARD REPORT**

### **UCSF Pediatric Hospitalist Second Amendment**

#### **TITLE:**

Authorize the Deputy Purchasing Agent for Natividad Medical Center (NMC) or his designee to execute the Second Amendment to the Professional Services Agreement (A-13043) with The Regents of the University of California, a California Constitutional corporation, on behalf of the University of California, San Francisco, School of Medicine, Department of Pediatrics (UCSF) to provide pediatric hospitalist services, extending the term by twelve months (April 1, 2019 to March 31, 2020) for a revised full agreement term of February 1, 2016 to March 31, 2020, and adding \$236,735 for a revised total not to exceed amount of \$862,561 in the aggregate.

#### **RECOMMENDATION:**

It is recommended that the Board of Supervisors

Authorize the Deputy Purchasing Agent for Natividad Medical Center (NMC) or his designee to execute the Second Amendment to the Professional Services Agreement (A-13043) with The Regents of the University of California, a California Constitutional corporation, on behalf of the University of California, San Francisco, School of Medicine, Department of Pediatrics (UCSF) to provide pediatric hospitalist services, extending the term by twelve months (April 1, 2019 to March 31, 2020) for a revised full agreement term of February 1, 2016 to March 31, 2020, and adding \$236,735 for a revised total not to exceed amount of \$862,561 in the aggregate.

#### **SUMMARY/DISCUSSION:**

NMC operates a twelve bed pediatric unit and an eighteen bed maternal infant unit providing medical care for newborns, children and adolescents, as well as hospital based services for the pediatric population (age 0-21) through NMC's emergency medicine, trauma programs, general surgery and outpatient specialty clinics. NMC currently provides the majority of emergency and inpatient care in Monterey County with over 100,000 visits over the last five years.

NMC has an agreement with UCSF to provide one pediatric hospitalist physician for direct patient care services and chief pediatric hospitalist services. The chief pediatric hospitalist provides clinical leadership and oversight of the Pediatric Hospital Medicine Program at NMC. NMC would like to amend the agreement to extend the term of the agreement without interruption of services. NMC has obtained an independent opinion of fair market value supporting the payment terms of this Agreement.

#### **OTHER AGENCY INVOLVEMENT:**

County Counsel has reviewed and approved this Amendment as to legal. Auditor-Controller has reviewed and approved this Amendment as to fiscal provisions. The Amendment has also been reviewed and approved by Natividad Medical Center's Finance Committee and Board of Trustees.

#### **FINANCING:**

The cost of this amendment is \$236,735. The total not to exceed amount of this Agreement is \$862,561 for the period February 1, 2016 to March 31, 2020. \$236,735 is included the Fiscal Year 2018/2019 Approved Budget. The remaining balance will be budgeted in subsequent fiscal years. There is no impact to the General Fund.

**BOARD OF SUPERVISORS STRATEGIC INITIATIVES:**

Partnering with UCSF will enhance the breadth of services now being provided at NMC for children in Monterey and neighboring counties, thus allowing more children to remain closer to home for their acute pediatric care rather than being transferred to distant Northern California Bay Area hospitals.

- ☐ Economic Development
- ☐ Administration
- ☒ Health and Human Services
- ☐ Infrastructure
- ☐ Public Safety

Prepared by: Jeanne-Ann Balza, Management Analyst, 783.2506

Approved by: Gary Gray D.O., Chief Executive Officer, 783.2553

Attachments: Agreement; First-Second Amendment

Attachments on file at the Clerk of the Board

## **MONTEREY COUNTY BOARD OF SUPERVISORS BOARD REPORT**

### **Freedom Medical Transportation**

**Legistar Number:**                     

#### **..Title**

- a. Authorize the Deputy Purchasing Agent for Natividad Medical Center (NMC) or his designee to execute an agreement with Freedom Medical Transportation for non-emergency medical transportation services at NMC for an amount not to exceed \$150,000.00 with an agreement term of March 1, 2019 through February 28, 2021.
- b. Authorize the Deputy Purchasing Agent for NMC or his designee to execute up to three (3) future amendments to the agreement which do not significantly alter the scope of work and do not cause an increase of more than ten percent (10%) (\$15,000) of the original cost of the agreement.

#### **..Report**

#### **RECOMMENDATION:**

#### **It is recommended the Board of Supervisors:**

- a. Authorize the Deputy Purchasing Agent for Natividad Medical Center (NMC) or his designee to execute an agreement with Freedom Medical Transportation for non-emergency medical transportation services at NMC for an amount not to exceed \$150,000.00 with an agreement term of March 1, 2019 through February 28, 2021.
- b. Authorize the Deputy Purchasing Agent for NMC or his designee to execute up to three (3) future amendments to the agreement which do not significantly alter the scope of work and do not cause an increase of more than ten percent (10%) (\$15,000) of the original cost of the agreement.

#### **SUMMARY/DISCUSSION:**

Freedom Medical Transportation provides non-emergency medical transportation, via wheelchair or gurney, to Natividad Hospital patients who require this service and no alternative exists based on patient's condition or availability of other mode of transportation. Primary use of this service is to transfer patients to other facilities including but not limited to Skilled Nursing Facility (SNF), other Acute Rehab Unit (ARU), or patient's residence. The availability of non-emergency medical transportation to Natividad will not only ensure that patients are discharged safely and appropriately, but will also prevent unnecessary extended hospital stay.

#### **OTHER AGENCY INVOLVEMENT:**

County Counsel has reviewed and approved this agreement as to legal form, and the Auditor-Controller has reviewed and approved as to payment provisions. The agreement has also been reviewed and approved by NMC's Finance Committee on January 24, 2019 and by its Board of Trustees on February 1, 2019.

#### **FINANCING:**

The cost for this agreement is \$150,000 of which \$5,000 is included in the Fiscal Year 2018-19 Adopted Budget. Amounts for remaining years of the agreement will be included in those budgets as appropriate.

**BOARD OF SUPERVISORS STRATEGIC INITIATIVES:**

The services rendered in this agreement provide NMC with the additional support it needs to be able to provide reliable and quality patient care which improves the health and quality of life for patients and their families.

- ☐ Economic Development
- ☐ Administration
- ☒ Health and Human Services
- ☐ Infrastructure
- ☐ Public Safety

Prepared by: Karen Friedrich, Case Management Director, 772-7497

Approved by: Gary R. Gray, DO, Chief Executive Officer, 783-2504

Attachments:

Freedom Medical Transportation Agreement

Attachments on file with the Clerk of the Board



**Title**

- a. Award Natividad Medical Center Job Order Contracts (JOC) for a term of one year, with a minimum contract value of \$25,000 and maximum contract value of \$4,904,581 to the lowest responsive bidders as follows: NMC 2018-01; Staples Construction Company, Inc.
- b. Award Natividad Medical Center Job Order Contracts (JOC) for a term of one year, with a minimum contract value of \$25,000 and maximum contract value of \$4,904,581 to the lowest responsive bidders as follows: NMC 2018-02 Ausonio Incorporated;
- c. Approve the Performance and Payment Bonds executed and provided by Ausonio Incorporated, Inc. in the amount of \$2,000,000;
- d. Approve the Performance and Payment Bonds executed and provided by Staples Construction Company, Inc. in the amount of \$2,000,000; and
- e. Authorize the Chief Executive Officer (CEO) of Natividad Medical Center to execute Job Order Contract Natividad Medical Center 2018-01 with Staples Construction Company, Inc., and Job Order Contract Facilities 2018-02 with Ausonio Incorporated.

**Report****RECOMMENDATION:**

It is recommended that the Board of Supervisors:

- a. Award Natividad Medical Center Job Order Contracts (JOC) for a term of one year, with a minimum contract value of \$25,000 and maximum contract value of \$4,904,581 to the lowest responsive bidders as follows: NMC 2018-01; Staples Construction Company, Inc.
- b. Award Natividad Medical Center Job Order Contracts (JOC) for a term of one year, with a minimum contract value of \$25,000 and maximum contract value of \$4,904,581 to the lowest responsive bidders as follows: NMC 2018-02 Ausonio Incorporated;
- c. Approve the Performance and Payment Bonds executed and provided by Ausonio Incorporated, Inc. in the amount of \$2,000,000;
- d. Approve the Performance and Payment Bonds executed and provided by Staples Construction Company, Inc. in the amount of \$2,000,000; and
- e. Authorize the Chief Executive Officer (CEO) of Natividad Medical Center to execute Job Order Contract Natividad Medical Center 2018-01 with Staples Construction Company, Inc., and Job Order Contract Facilities 2018-02 with Ausonio Incorporated.

**SUMMARY:**

The recommended actions will allow for the issuance of two one-year term Natividad Medical Center Job Order Contract contracts and the approval of the Performance and Payment Bonds executed and provided by the two contractors.

**DISCUSSION:**

Public Contract Code Section 20128.5 provides that counties may award annual contracts for repair, remodeling, or other repetitive work to be done according to unit prices. This is commonly referred to as Job Order Contracting (JOC), and is typically done by developing a construction task catalog that is then competitively bid. JOC is an indefinite quantity contract pursuant to which the Contractor will perform a variety of projects, consisting of specific construction tasks, providing an alternative procurement method for completing public works projects, which improves economy and efficiency in completing many public works projects,

including urgent and time-sensitive projects. The price of an individual project will be determined by multiplying the preset unit prices and the appropriate quantities by the appropriate adjustment factor. The adjustment factor will vary depending upon the location of the work, and the time at which the work will be performed (normal working hours versus other than normal working hours).

In April 9, 2013, the Board of Supervisors approved an Agreement between the County of Monterey and The Gordian Group, Inc. to assist the County in developing a Job Order Contracting (JOC) System. On September 17, 2013, the Board adopted the Monterey County Job Order Contracting Policy Guidelines constituting the order of the Board approving Job Order Contracts pursuant to Public Contract Code Section 20128.5. On December 11, 2018, the Board of Supervisors approved the Monterey County Construction Task Catalog, Natividad Medical Center Project Manuals, and Monterey County Natividad Medical Center Technical Specifications for the Job Order Contract Projects, and authorized the advertising of the Notice to Contractors for their respective Bid Nos.: NMC 2018-01, 2018-02 and 2018-3.

The JOC Projects were advertised and bids were opened on January 10, 2019. The lowest responsive and responsible bidder is determined by the award criteria figure. For JOC Natividad Medical Center 2018-01 was Staples Construction Company; JOC Natividad Medical Center Bid 2018-02 was Ausonio Incorporated, Inc; and for JOC Natividad Medical Center Bid 2018-03 there was not a valid bidder.

Each Contractor has represented that its workforce is primarily Monterey Bay Area residents, or has certified to make a good faith effort to employ Monterey Bay Area residents on each Job Order proposal in compliance with Section 5.08.120 of the Monterey County Code. Each contractor has an office located within the Monterey Bay Area.

For the Natividad Medical Center JOC, Natividad Medical Center recommends awarding contracts to two separate contractors to allow the Department the option to use the alternate contractor if the other contractor is deemed nonresponsive or has poor performance and also to have work performed concurrently. At this time, Natividad Medical Center requests two JOC contract awards.

JOC 2018 contracts will be effective upon award and are for a term of either: (1) one year from date signed by County, or; (2) upon the payment by County to Contractor of the maximum amount payable under the agreement, whichever occurs earlier. The County will not issue any new Job Orders after expiration of the contracts. Any Job Order authorized prior to the expiration of the Agreement must be completed within the time specified in the Job Order. In the event a scheduled completion for any Job Order extends beyond the term of the contract, the terms of the contract shall continue in effect and be applicable for such Job Orders.

Due to that range, contractors were each required to provide performance and payment bonds in the amount of \$2,000,000 to provide for JOC efficiency, maintaining control of contractor performance, as well as limiting potential risk to the County. At the time that cumulative Job Orders in excess of \$2,000,000 are anticipated, Natividad Medical Center will return to the Board for approval of increased payment and performance bonds to cover the amount of the anticipated job orders.

Any Job Order that exceeds \$1,000,000 will be brought to the Capital Improvement Committee (CIC) prior to issuance of a notice to proceed. Natividad Medical Center will provide quarterly JOC status reports to the CIC summarizing issued Job Orders, including scope, cost, schedule, and source of previously appropriated/expended funds. The JOC contracts will provide another mechanism to accomplish work that fits within the JOC guidelines. Projects that do not meet JOC criteria or are not a good fit for JOC will continue to be completed using other procurement processes, such as the typical design/bid/build process.

OTHER AGENCY INVOLVEMENT:

Natividad Medical Center coordinated preparation of the JOC process and the standard agreement language with Contracts/Purchasing, County Counsel, Auditor-Controller, and Risk Management as to form and the required legal, fiscal, and insurance provisions. The Office of the County Counsel and Contracts/Purchasing attended the bid opening and reviewed all bids for conformance with applicable regulations. Natividad Medical Center reviewed the bids for responsiveness. The Office of the County Counsel, Auditor-Controller, and Risk Management have reviewed and approved the contract documents as to form and legality, fiscal terms, and insurance provisions, respectively.

FINANCING:

Job Order Contract expenditures will be within and not exceed the FY 2018-19 approved capital projects and operational budgets. The future fiscal year capital and operational budgets will be appropriately budgeted and approved by the Board of Supervisors prior to proceeding with expenditures. The Agreement is for two individual Job Order Contracts for \$2,000,000 for an initial contract total of \$4,000,000 with an option to extend the contract to a cap of \$4,904,581 with a potential total maximum cap of \$9,809,162. A five percent (5%) License Fee to utilize the JOC program is payable to the Gordian Group only if and when a Job Order is issued to a JOC Contractor. Optionally, as needed, the County may utilize JOC Project Management services for an additional 5.95% fee. There is no impact to the general fund.

BOARD OF SUPERVISORS STRATEGIC INITIATIVES:

Awarding this contract will allow Natividad Medical Center to execute construction projects in a pertinent and timely manner.

- ☐ Economic Development
- ☐ Administration
- ☐ Health and Human Services
- ☒ Infrastructure
- ☐ Public Safety

Prepared by: Brian Griffin, Project Manager (831) 783-2605

Approved by: Dr. Gary Gray, Chief Executive Officer, (831) 783-2563

Attachments: Agreements which include the performance and payment bonds

# FINANCIAL STATEMENTS

NOVEMBER 30, 2018

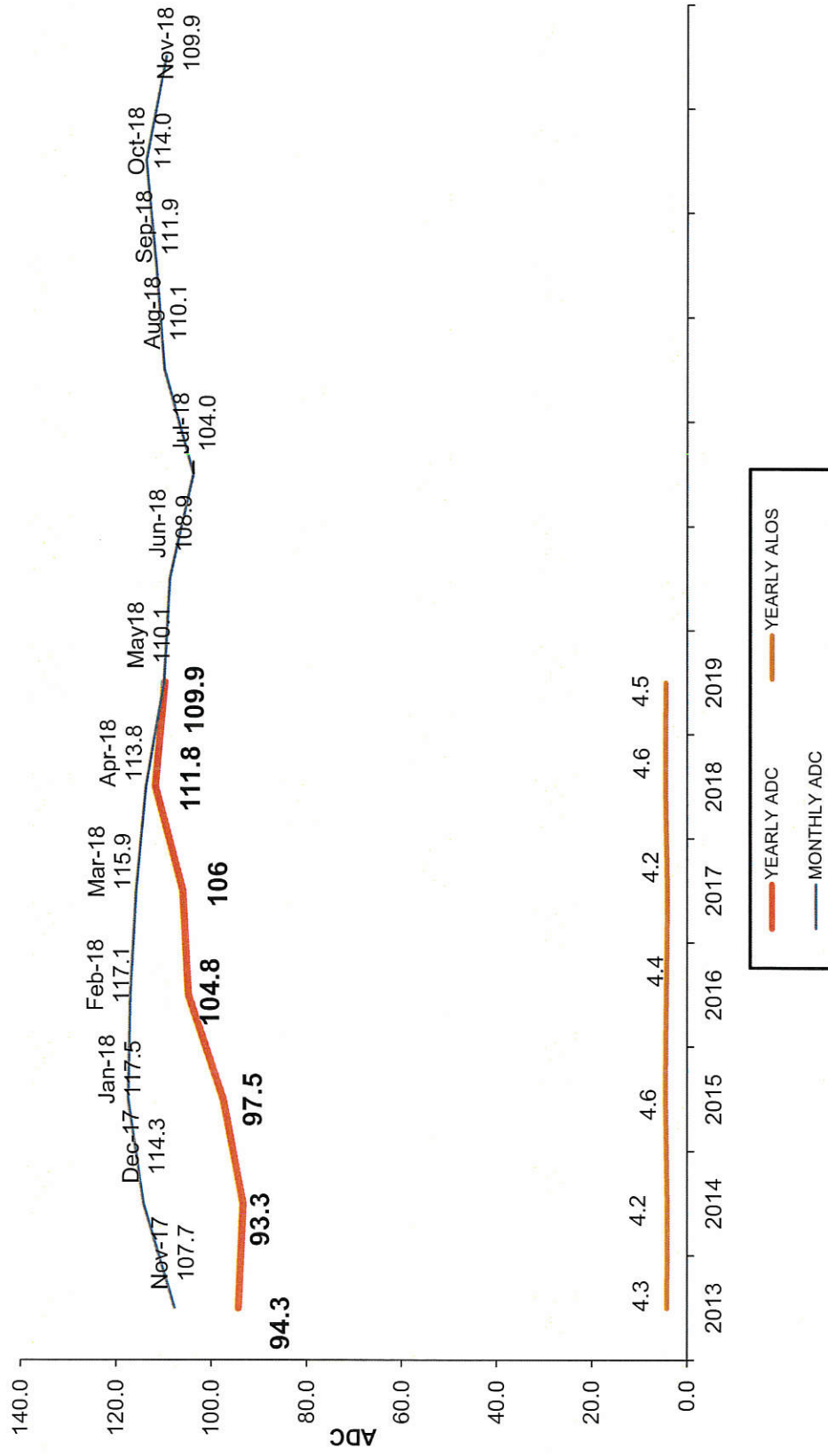


## **FINANCIAL STATEMENTS**

**NOVEMBER 30, 2018**

### **I N D E X**

<b><u>PAGE #</u></b>	<b><u>D E S C R I P T I O N</u></b>
<b>1</b>	<b>TOTAL ADC TREND GRAPH - 2013-2019</b>
<b>2</b>	<b>STATISTICAL REPORT</b>
<b>4</b>	<b>STATEMENT OF REVENUES &amp; EXPENSES AND CHANGES IN NET ASSETS TO BUDGET</b>
<b>5</b>	<b>STATEMENT OF REVENUES &amp; EXPENSES AND CHANGES IN NET ASSETS PER APD</b>
<b>6</b>	<b>BALANCE SHEET</b>
<b>7</b>	<b>SCHEDULE OF STATE / COUNTY RECEIVABLES</b>
<b>8</b>	<b>STATEMENT OF CASH FLOWS</b>
<b>9</b>	<b>RECONCILIATION OF GOVERNMENT FUNDING</b>
<b>10</b>	<b>CASH FLOW PERFORMANCE F/Y18-19 ACTUAL TO BUDGET</b>
<b>11</b>	<b>CASH SCHEDULE FOR F/Y18-19</b>



# NATIVIDAD STATISTICAL REPORT NOVEMBER, 2018

Month-To-Date					Year-To-Date					
09-18	10-18	11-18	Budget		Budget	Current	Prior Yr	%		
PT DAYS BY SERVICE					STAFFED BEDS	CY/PY				
1	339	288	269	232	NICU	15	1,184	1,398	1,122	24.60%
2	1,309	1,474	1,334	1,384	Med/Surg	61	7,058	6,701	7,025	-4.61%
3	219	243	226	205	ICU	10	1,046	1,124	1,038	8.29%
4	41	76	56	66	Peds	12	336	366	347	5.48%
5	693	673	666	662	Acute Rehab	24	3,376	3,332	3,324	0.24%
6	325	323	388	372	OB/Gyn	27	1,896	1,694	1,902	-10.94%
7	2,926	3,077	2,939	2,921	TOTAL ACUTE	149	14,896	14,615	14,758	-0.97%
8	431	457	359	391	Psychiatric	19	1,994	2,205	1,907	15.63%
9	3,357	3,534	3,298	3,312	TOTAL DAYS	168	16,890	16,820	16,665	0.93%
10	262	286	317	311	Nursery	18	1,585	1,453	1,561	-6.92%
AVERAGE DAILY CENSUS										
11	74.4	77.5	75.8	75.3	Acute	125	75.3	73.7	74.7	-1.34%
12	23.1	21.7	22.2	22.1	Acute Rehab	24	22.1	21.8	21.7	0.46%
13	14.4	14.7	12.0	13.0	Psychiatric	19	13.0	14.4	12.5	15.20%
14	111.9	114.0	109.9	110.4	TOTAL	168	110.4	109.9	108.9	0.92%
15	8.7	9.2	10.6	10.4	Nursery	18	10.4	9.5	10.2	-6.86%
PERCENTAGE OF OCCUPANCY										
16	59.5%	62.0%	60.6%	60.2%	Acute		60.2%	59.0%	59.8%	-1.3%
17	96.3%	90.4%	92.5%	92.1%	Acute Rehab		92.1%	90.8%	108.5%	-16.3%
18	75.8%	77.4%	63.2%	68.4%	Psychiatric		68.4%	75.8%	65.8%	15.2%
19	66.6%	67.9%	65.4%	65.7%	TOTAL		65.7%	65.4%	66.4%	-1.5%
20	48.3%	51.1%	58.9%	57.8%	Nursery		57.8%	52.8%	56.7%	-6.9%
ADMISSIONS										
21	577	626	614	615	Acute		3,135	3,112	3,066	1.50%
22	47	58	51	46	Acute Rehab		236	272	235	15.74%
23	56	68	58	61	Psychiatric		311	320	314	1.91%
24	680	752	723	722	TOTAL		3,682	3,704	3,615	2.46%
25	162	165	183	178	Nursery		908	870	889	-2.14%
26	166	176	194	210	Deliveries		1,071	907	918	-1.20%
DISCHARGES										
27	582	647	654	615	Acute		3,135	3,212	3,145	2.13%
28	44	60	49	46	Acute Rehab		236	265	235	12.77%
29	57	67	59	61	Psychiatric		311	322	307	4.89%
30	683	774	762	722	TOTAL		3,682	3,799	3,687	3.04%
31	140	152	163	176	Nursery		895	775	820	-5.49%
AVERAGE LENGTH OF STAY										
32	4.9	4.7	4.6	4.6	Acute(Hospital wide no babies)		4.6	4.5	4.6	-2.17%
33	14.7	11.6	13.1	14.4	Acute Rehab		14.3	12.3	14.1	-12.77%
34	2.7	2.5	2.7	2.6	OB/Gyn		2.6	2.5	2.7	-7.41%
35	7.7	6.7	6.2	6.4	Psychiatric		6.4	6.9	6.1	13.11%
36	1.6	1.7	1.7	1.7	Nursery		1.7	1.7	1.8	-5.56%
OUTPATIENT VISITS										
37	3,883	4,031	3,706	3,700	Emergency Room		18,869	20,132	22,122	-9.00%
38	399	440	417	427	ER Admits		2,177	2,187	2,106	3.85%
39	58.7%	58.5%	57.7%	59.1%	ER Admits as a % of Admissions		59.1%	59.0%	58.3%	1.35%
40	5,618	7,397	5,841	5,867	Clinic Visits		29,923	31,327	29,680	5.55%
ANCILLARY PROCEDURES BILLED										
41	45,839	47,911	44,220	42,533	Lab Tests		216,916	234,662	213,971	9.67%
42	3,519	3,743	3,318	3,107	Radiology Procedures		15,844	17,804	15,829	12.48%
43	195	263	211	187	MRI Procedures		953	1,051	917	14.61%
44	126	123	88	109	Nuclear Med Procedures		554	634	571	11.03%
45	979	1,198	1,027	902	Ultrasound Procedures		4,603	5,526	5,225	5.76%
46	1,664	1,624	1,469	1,285	CT Scans		6,551	7,966	7,217	10.38%
47	412	369	362	310	Surgeries		1,550	1,925	1,826	5.42%
48	8.26	8.04	8.22	7.66	FTE'S PER AOB		7.66	8.22	7.77	5.79%
49	1,309.8	1,316.7	1,283.0	1,200.5	TOTAL PAID FTE'S		1,200.5	1,296.4	1,204.3	7.65%
50	4,755	5,076	4,685	4,704	ADJUSTED PATIENT DAYS		23,984	24,150	23,710	1.86%

**NATIVIDAD**  
**STATEMENT OF REVENUES AND EXPENSES & CHANGES IN NET ASSETS-TREND-NORMALIZED**  
**FOR FY2019**

	JUL-18	AUG-18	SEP-18	OCT-18	NOV-18	DEC-18	JAN-19	FEB-19	MAR-19	APR-19	MAY-19	JUN-19	YTD
<b>R E V E N U E</b>													
<b>Patient Revenue:</b>													
1 Inpatient	\$ 64,473,390	\$ 71,901,255	\$ 66,786,949	\$ 72,616,703	\$ 67,018,471	\$ -	\$ -	\$ -	\$ -	\$ -	\$ -	\$ -	\$ 342,796,768
2 Pro Fees	1,572,206	1,769,731	1,475,144	2,512,622	1,314,466	-	-	-	-	-	-	-	8,644,169
3 Outpatient	29,913,075	33,743,000	28,280,118	32,483,101	28,742,317	-	-	-	-	-	-	-	153,161,611
4 Total Patient Revenue	95,958,671	107,413,986	96,542,211	107,612,426	97,075,254	-	-	-	-	-	-	-	504,602,548
Deductions from revenue													
5 Contractual Deductions	70,756,336	74,819,777	72,913,275	82,639,436	74,549,026	-	-	-	-	-	-	-	375,677,850
6 Bad Debt	4,776,136	3,750,055	2,609,655	2,940,065	947,672	-	-	-	-	-	-	-	14,623,583
7 Unable to Pay	344,030	350,912	345,098	610,585	570,940	-	-	-	-	-	-	-	2,221,565
8 Total Contractual Discounts	75,876,502	78,920,744	75,868,028	85,790,086	76,067,638	-	-	-	-	-	-	-	392,522,998
9 Net Patient Revenue	20,082,169	28,493,242	20,674,183	21,822,340	21,007,616	-	-	-	-	-	-	-	112,079,550
10 As a percent of Gross Revenue	20.93	26.53%	21.41%	20.28%	21.64%	-	-	-	-	-	-	-	22.21%
<b>Total Government Funding</b>	4,482,724	6,075,362	4,673,373	4,297,874	4,653,550	-	-	-	-	-	-	-	24,182,883
<b>Other Operating Revenue:</b>													
12 Rent Income	118,471	131,766	198,583	124,907	125,001	-	-	-	-	-	-	-	698,728
13 Interest Income	126,000	983,306	126,000	126,000	126,000	-	-	-	-	-	-	-	1,701,795
14 NMF Contribution	60,000	60,000	60,000	60,000	60,000	-	-	-	-	-	-	-	300,000
15 Other Income	230,650	316,343	279,568	556,471	302,801	-	-	-	-	-	-	-	1,685,835
16 Total Other Operating Revenue	535,121	1,491,415	664,151	1,081,867	613,802	-	-	-	-	-	-	-	4,386,356
<b>TOTAL REVENUE</b>	25,100,014	36,060,019	26,011,707	27,202,081	26,274,968	-	-	-	-	-	-	-	140,648,789
<b>E X P E N S E</b>													
18 Salaries, Wages & Benefits	14,293,172	13,873,837	14,016,741	14,433,536	13,396,844	-	-	-	-	-	-	-	70,014,130
19 Registry	353,506	420,445	399,584	522,356	556,263	-	-	-	-	-	-	-	2,252,154
20 Phys/Residents SWB & Contract Fees	2,983,589	3,148,485	3,037,696	3,093,954	3,028,034	-	-	-	-	-	-	-	15,301,788
21 Purchased Services	2,289,056	2,639,680	2,999,644	2,938,736	2,564,672	-	-	-	-	-	-	-	13,431,788
22 Supplies	1,991,987	2,610,211	2,132,523	2,608,981	2,117,299	-	-	-	-	-	-	-	11,461,001
23 Insurance	217,205	217,205	217,205	217,205	217,204	-	-	-	-	-	-	-	1,086,024
24 Utilities and Telephone	153,964	292,473	295,416	282,957	297,921	-	-	-	-	-	-	-	1,322,731
25 Interest Expense	196,259	196,026	196,097	196,026	196,025	-	-	-	-	-	-	-	980,433
26 Depreciation & Amortization	984,657	953,089	997,679	995,749	995,115	-	-	-	-	-	-	-	4,930,289
27 Other Operating Expense	386,921	501,886	464,473	548,080	728,439	-	-	-	-	-	-	-	2,827,615
<b>TOTAL EXPENSE</b>	23,860,326	24,853,137	24,757,064	25,837,590	24,099,816	-	-	-	-	-	-	-	123,407,933
<b>NET INCOME(LOSS)</b>	1,239,688	11,206,882	1,254,643	1,364,491	2,175,152	-	-	-	-	-	-	-	17,240,856
<b>Normalization for Extraordinary Items</b>													
30 Interest Anthem Arbitration	-	(857,306)	-	-	-	-	-	-	-	-	-	-	(857,306)
31 Anthem Arbitration Payment	-	(5,206,202)	-	-	-	-	-	-	-	-	-	-	(5,206,202)
32 Metro Initial Settlement	-	-	-	(150,000)	-	-	-	-	-	-	-	-	(150,000)
33 Total Extraordinary Items	-	(6,063,508)	-	(150,000)	-	-	-	-	-	-	-	-	(6,213,508)
<b>NET INCOME BEFORE Extraordinary Items</b>	\$ 1,239,688	\$ 5,143,374	\$ 1,254,643	\$ 1,214,491	\$ 2,175,152	\$ -	\$ -	\$ -	\$ -	\$ -	\$ -	\$ -	\$ 11,027,348
<b>CAPITAL CONTRIBUTIONS</b>													
35 County Contribution													
<b>CHANGE IN NET ASSETS</b>	\$ 1,239,688	\$ 11,206,882	\$ 1,254,643	\$ 1,364,491	\$ 2,175,152	\$ -	\$ -	\$ -	\$ -	\$ -	\$ -	\$ -	\$ 17,240,856



**NATIVIDAD**  
**STATEMENT OF REVENUES AND EXPENSES & CHANGES IN NET ASSETS**  
**AS OF NOVEMBER, 2018**

CURRENT MONTH										YEAR -TO -DATE				UNAUDITED	
		Actual	Budget	Variance fav. (unfav)				Actual	Budget	Variance fav. (unfav)		Prior Yr			
				\$ VAR.	% VAR					\$ VAR.	% VAR	AVERAGE			
R E V E N U E															
Patient Revenue:															
1	\$	67,018,471	\$ 66,117,749	\$ 900,722	1.4			\$ 342,796,768	\$ 330,588,745	\$ 12,208,023	3.7	\$	336,138,062		
2		1,314,466	2,058,356	(743,890)	(36.1)			8,644,169	10,291,780	(1,647,611)	(16.0)		11,028,630		
3		28,742,317	29,495,410	(753,093)	(2.6)			153,161,611	147,477,050	5,684,561	3.9		146,754,128		
4		97,075,254	97,671,515	(596,261)	(0.6)			504,602,548	488,357,575	16,244,973	3.3		493,920,819		
Deductions from Revenue															
5		74,549,026	73,437,593	(1,111,433)	(1.5)			375,677,850	367,187,965	(8,489,885)	(2.3)		373,333,615		
6		947,672	3,498,417	2,550,745	72.9			14,623,583	17,492,085	2,868,502	16.4		13,422,310		
7		570,940	712,836	141,896	19.9			2,221,565	3,564,180	1,342,615	37.7		3,163,258		
8		76,067,838	77,648,846	1,581,208	2.0			392,522,998	388,244,230	(4,278,768)	(1.1)		389,919,183		
9		21,007,616	20,022,669	984,947	4.9			112,079,550	100,113,345	11,966,205	12.0		104,001,637		
10		21.64%	20.50%					22.21%	20.50%				21.06%		
11		4,653,550	4,489,159	164,391	3.7			24,182,883	22,445,795	1,737,088	7.74		27,529,207		
Total Government Funding															
Other Operating Revenue:															
12		125,001	107,027	17,974	16.8			698,728	535,135	163,593	30.6		783,681		
13		126,000	83,333	42,667	51.2			1,701,795	416,665	1,285,130	308.4		752,505		
14		60,000	60,000	-	-			300,000	300,000	0	-		300,000		
15		302,801	255,250	47,551	18.6			1,685,833	1,276,250	409,583	32.1		3,003,252		
16		613,802	505,610	108,192	21.4			4,386,356	2,528,050	1,858,306	73.5		4,839,438		
17		26,274,968	25,017,438	1,257,530	5.0			140,648,786	125,087,190	15,561,599	12.4		136,370,282		
TOTAL REVENUE															
EXPENSE															
18		13,396,844	13,148,453	(248,391)	(1.9)			70,014,130	65,742,265	(4,271,865)	(6.5)		64,541,035		
19		556,263	131,607	(424,656)	(322.7)			2,252,154	658,035	(1,594,119)	(242.3)		2,157,279		
20		3,028,034	2,949,239	(78,795)	(2.7)			15,297,740	14,746,195	(551,545)	(3.7)		15,106,552		
21		2,564,672	3,270,487	705,815	21.6			13,435,816	16,352,435	2,916,619	17.8		13,796,745		
22		2,117,299	2,104,757	(12,542)	(0.6)			11,461,001	10,523,785	(937,216)	(8.9)		10,817,905		
23		217,204	211,333	(5,871)	(2.8)			1,086,024	1,056,665	(29,359)	(2.8)		991,817		
24		297,921	297,533	(388)	(0.1)			1,322,731	1,487,665	164,934	11.1		1,296,385		
25		196,025	207,539	11,514	5.5			980,433	1,037,695	57,262	5.5		1,012,147		
26		999,115	937,184	(61,931)	(6.6)			4,930,286	4,685,920	(244,369)	(5.2)		4,948,265		
27		726,439	556,507	(169,932)	(30.5)			2,627,615	2,782,535	154,920	5.6		2,661,439		
28		24,099,816	23,814,639	(285,177)	(1.2)			123,407,933	119,073,195	(4,334,738)	(3.6)		117,329,570		
29		2,175,152	1,202,799	972,353	80.8			17,240,856	6,013,995	11,226,861	186.7		19,040,712		
NET INCOME(LOSS)															
CAPITAL CONTRIBUTIONS															
30															
31		-	-	-	-			-	-	-	-	-	-		
32		-	-	-	-			-	-	-	-	-	-		
33		-	-	-	-			-	-	-	-	-	-		
34	\$	2,175,152	\$ 1,202,799	\$ 972,353	80.8	%		\$ 17,240,856	\$ 6,013,995	\$ 11,226,861	186.7	%	\$ 19,040,712		
CHANGE IN NET ASSETS															

36

**NATIVIDAD**

37

**NATIVIDAD  
BALANCE SHEET  
AS OF NOVEMBER 30, 2018**

		UNAUDITED			
		CURRENT MONTH		YEAR - TO - DATE	
		BEGINNING	ENDING	INC/(DEC)	% CHG.
1	CASH	\$ 56,628,891	\$ 52,065,985	\$ (4,562,906)	(8.1) %
2	SEASIDE CLINICS CASH RESERVE FUND	3,200,000	3,200,000	-	-
3	ACCOUNTS RECEIVABLE NET	35,607,689	34,568,267	(1,039,422)	(2.9)
4	STATE/COUNTY RECEIVABLES	35,891,626	39,987,595	4,095,969	11.4
5	INVENTORY	4,187,057	4,158,554	(28,503)	(0.7)
6	PREPAID EXPENSE	5,769,975	5,759,956	(10,019)	(0.2)
7	TOTAL CURRENT ASSETS	141,285,238	139,740,357	(1,544,881)	(1.1)
8	PROPERTY, PLANT & EQUIPMENT	295,950,988	296,290,475	339,487	0.1
9	LESS: ACCUMULATED DEPRECIATION	(177,428,903)	(179,423,768)	(1,994,865)	(1.1)
10	NET PROPERTY, PLANT & EQUIPMENT	118,522,085	116,866,707	(1,655,378)	(1.4)
11	OTHER ASSETS	147,641,244	147,591,799	(49,445)	(0.0)
12	INVESTMENTS	-	-	-	-
13	HELD FOR CONSTRUCTION	-	-	-	-
14	ACCRUED INTEREST RECEIVABLE	162,685	162,685	-	-
15	FUNDS IN TRUST	162,685	162,685	-	-
16	TOTAL INVESTMENTS	162,685	162,685	-	-
17	TOTAL ASSETS	\$ 407,611,252	\$ 404,361,548	\$ (3,249,704)	(0.8) %
18	ACCUMULATED PAYROLL	15,118,402	15,705,017	586,615	3.9
19	ACCOUNTS PAYABLE	7,478,598	7,196,048	(282,550)	(3.8)
20	MCARE/MEDICAL LIABILITIES	40,992,605	40,960,672	(31,933)	(0.1)
21	CURRENT PORTION OF DEBT	3,193,625	3,193,625	0	-
22	OTHER ACCRUALS	15,749,178	11,064,417	(4,684,761)	(29.7)
23	TOTAL CURRENT LIABILITIES	82,532,408	78,119,779	(4,412,629)	(5.3)
24	LONG TERM LIABILITIES	-	-	-	-
25	CAPITAL LEASE	-	-	-	-
26	UN EARNED CONTRIBUTIONS	38,487,126	38,470,649	(16,477)	(0.0)
27	LONG TERM PORTION OF C.O.P's	-	-	-	-
28	TOTAL LONG TERM DEBT	38,487,126	38,470,649	(16,477)	(0.0)
29	FUND BALANCES	270,530,264	270,530,264	-	-
30	ACCUMULATED FUND	15,065,704	17,240,856	2,175,152	(14.4)
31	CHANGE IN NET ASSETS	285,595,968	287,771,120	2,175,152	0.8
32	TOTAL FUND BALANCES	406,615,502	404,361,548	(2,253,954)	(0.6) %
33	TOTAL LIAB. & FUND BALANCES	406,615,502	404,361,548	(2,253,954)	(0.6) %

38

NATIVIDAD  
STATE AND COUNTY RECEIVABLES  
AS OF 11/30/18

**BALANCE SHEET**

	Req. Balance	Accruals	Reversals and Reclasses	Medi-Cal Waiver	GPP /PRIME	IGT	Payments	Ending Balance
Medi-Cal Waiver (DSH +SNCP)	\$ 20,001,573	12,315,131				10,374,772	(31,972,830)	10,718,646
EHR Meaningfull Use	520,990							520,990
Hospital Fee	1,506,108	395,835					(767,614)	1,134,330
Rate Range IGT-CCAH-	14,411,372	3,388,235						17,799,607
MCMC EPP	-	1,804,535						1,804,535
MCMC QIP	-	2,052,190						2,052,190
SB1732	-	1,625,000						1,625,000
AB 915	3,254,442	1,500,000					(3,249,958)	1,504,484
A/R Office Buildings	78,488	698,728					(748,330)	28,887
A/R Manco Abbott	-	272,817					(253,236)	19,581
Interest Accrued Positive Cash	-	844,489					(718,489)	126,000
Accrued Donations	1,834,852	300,000					(50,536)	2,084,316
A/R Jail-PG&E	74,114	411,352					(195,512)	289,954
Health Department	-	700,000					(427,754)	272,246
Ryan White & EIP A/R	-	104,165					(97,337)	6,828
<b>STATE RECEIVABLES</b>	<b>\$ 41,681,940</b>	<b>\$ 26,412,478</b>	<b>\$ -</b>	<b>\$ -</b>	<b>\$ -</b>	<b>\$ 10,374,772</b>	<b>\$ (38,481,595)</b>	<b>\$ 39,987,595</b>

**P & L**

	YTD Nov-18
Medi-Cal DSH /SNCP/PHYS SPA	\$ 6,352,631
PRIME Y4	5,962,500
Rate Range IGT-CCAH-	3,388,235
AB 85 New Eligible Reconciled	444,962
Esperanza Care	(534,892)
MCE to Cost Reconciled	738,167
Hospital Fee	395,835
MCMC EPP	1,804,535
HD Residency Support	(208,335)
MCMC QIP	2,052,190
AB915	1,500,000
Medicare GME	531,160
SB 1732	1,625,000
Ryan White & SAMHSA GRANTS	130,896
<b>GOVERNMENT FUNDING INCOME</b>	<b>\$ 24,182,884</b>

39

**NATIVIDAD**  
**STATEMENT OF CASH FLOWS**  
**AS OF NOVEMBER 30, 2018**

<u>CURRENT MONTH</u>		<u>YEAR - TO - DATE</u>
1	\$ 59,828,891	\$ 81,888,816
2		
3	2,175,152	17,240,856
4	-	-
5	999,115	\$ 4,930,289
6	<u>3,174,267</u>	<u>22,171,145</u>
7		
8	1,039,422	4,558,708
9	(4,095,969)	1,694,345
10	38,522	(566,415)
11	586,615	331,402
12	(282,550)	1,588,286
13	(31,933)	(1,280,225)
14	-	-
15	(4,684,761)	(4,278,995)
16	<u>(7,430,654)</u>	<u>2,047,106</u>
17		
18		
19	(339,487)	(2,853,479)
20	-	-
21	<u>(339,487)</u>	<u>(2,853,479)</u>
22		
23	-	(11,375)
24	(16,477)	(3,622,385)
25	49,445	(44,354,589)
26	-	746
27	<u>32,968</u>	<u>(47,987,603)</u>
28		
29	<u>(4,562,906)</u>	<u>(26,622,831)</u>
30	\$ 55,265,985	\$ 55,265,985

40



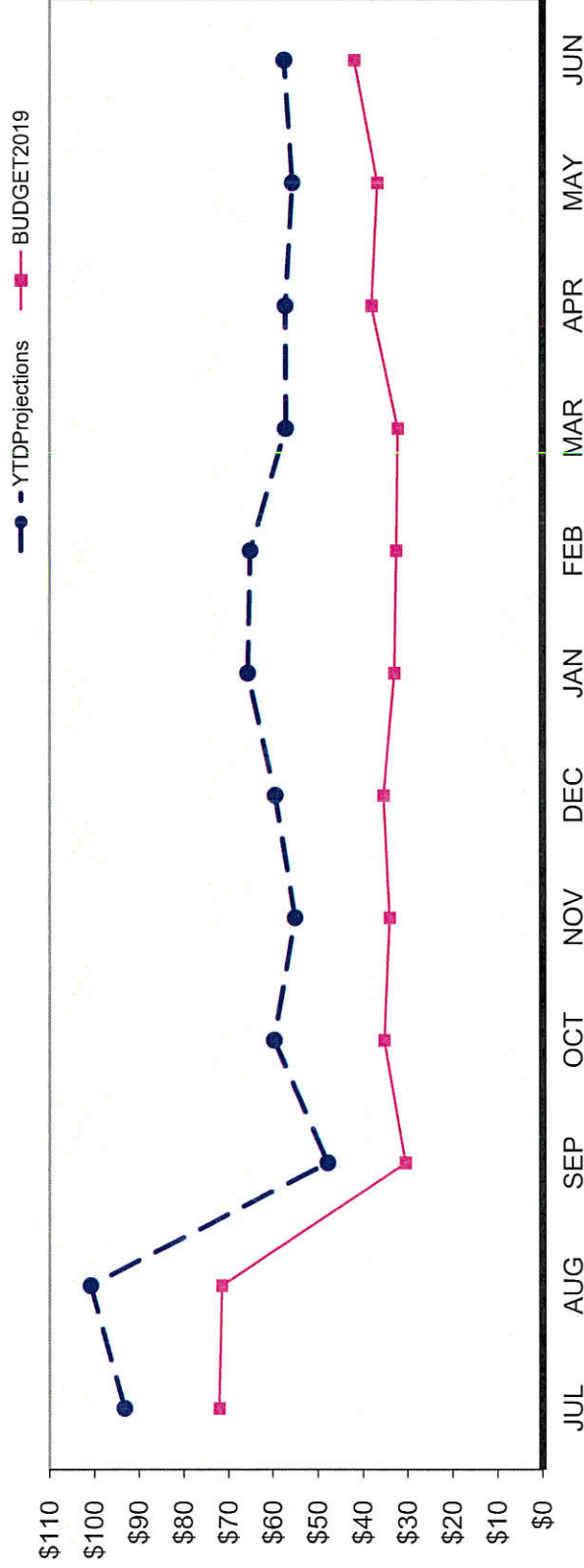
NATIVIDAD  
RECONCILIATION OF GOVERNMENT FUNDING  
FISCAL YEAR 2019

	<u>BDGT-19</u>	<u>ESTIMATE</u> <u>FY2019</u>	<u>Variance to Budget</u>
Medi-Cal DSH Waiver	\$ 11,820,000	\$ 14,446,320	\$ 2,626,320
PRIME Y4	14,310,000	14,310,000	-
EPP	4,330,881	4,330,881	-
QIP	4,925,261	4,925,261	-
AB915	3,600,000	3,600,000	-
SB1732	3,900,000	3,900,000	-
CCAH Rate Range	8,131,758	8,131,758	-
HIV Grants	250,000	250,000	-
MCE to Cost	-	738,167	738,167
Physician SPA	800,000	800,000	-
Esperanza Care Outside Purchased Service	-	(2,000,000)	(2,000,000)
HD Residency Support	(500,000)	(500,000)	-
Medicare GME & B/D	1,352,000	1,352,000	-
Provider Fee	950,000	950,000	-
	<u>\$ 53,869,900</u>	<u>\$ 55,234,387</u>	<u>\$ 1,364,487</u>

41



## Cash Flow Performance Fiscal Year 2019 (in Millions)



Months	ACTUAL		ACTUAL		ACTUAL		ESTIMATE		ESTIMATE		ESTIMATE		ESTIMATE		ESTIMATE		ESTIMATE	
	Jul	Aug	Sep	Oct	Nov	Dec	Jan	Feb	Mar	Apr	May	Jun	Jul	Aug	Sep	Oct	Nov	Dec
YTD	93.3	100.9	47.9	59.9	55.3	59.7	65.8	65.2	57.4	57.5	55.9	57.8	93.3	100.9	47.9	59.9	55.3	59.7
BDGT	72.1	71.5	30.4	35.2	34.0	35.4	33.0	32.6	32.2	38.1	36.8	15.8	72.1	71.5	30.4	35.2	34.0	35.4
Variance	21.2	29.4	17.5	24.6	21.3	24.3	32.8	32.7	25.2	19.4	19.1	42.0	21.2	29.4	17.5	24.6	21.3	24.3

42

NATIVIDAD  
CASH FORECAST  
FISCAL YEAR 18-19

	ACTUAL JUL	ACTUAL AUG	ACTUAL SEP	ACTUAL OCT	ACTUAL NOV	PROJECTION DEC	PROJECTION JAN	PROJECTION FEB	PROJECTION MAR	PROJECTION APR	PROJECTION MAY	PROJECTION JUN	Total YTD
Beginning Balance	81,880,062	93,273,873	100,850,021	47,901,621	59,828,891	55,243,338	59,670,811	65,752,177	65,219,973	57,371,517	57,484,506	55,941,109	81,880,062
<b>CASH RECEIPTS</b>													
Portent Revenues (incl pro fees and lab cop)	23,038,784	23,436,414	20,175,085	22,039,915	22,376,407	20,233,095	20,233,095	18,258,357	20,233,095	19,574,916	20,233,095	19,574,916	249,407,570
Provider Fee	-	383,075	-	395,804	172,086	79,167	79,167	79,167	79,167	79,167	79,167	79,163	1,485,140
RR I&T/EP QIP	-	-	-	-	-	1,448,992	1,448,992	1,448,992	1,448,992	1,448,992	1,448,992	1,448,992	10,142,944
SHORT DOYLE	-	-	338,819	319,378	-	173,480	173,480	173,480	173,480	173,480	173,480	173,454	1,872,411
HLV GRANTS	16,347	-	49,102	29,935	26,731	20,833	20,833	20,833	20,833	20,833	20,833	20,833	267,946
HEALTH DEPARTMENT RELMB	-	-	-	-	279,096	175,000	175,000	175,000	175,000	175,000	175,000	175,000	1,857,461
Anthem Arbitration	-	857,306	-	-	-	-	-	-	-	-	-	-	857,306
AB915	-	-	3,208,951	-	-	-	-	-	-	-	-	3,800,000	6,808,951
GPP Y2 Final Payment	661,027	-	-	-	-	-	-	-	-	-	-	-	661,027
Anthem Arbitration Patient Services	-	5,206,202	-	8,537,842	117,486	-	-	-	-	-	-	-	5,206,202
GPP Y3 4Q	-	-	-	8,537,842	-	-	8,532,942	-	-	8,532,942	-	-	8,532,942
GPP Y4	13,823,534	-	-	8,532,942	-	14,310,000	-	-	-	-	-	-	26,498,626
PRIME DY13 & DY14 I&T	-	-	-	-	-	14,310,000	-	-	-	-	-	-	26,498,626
PHYS SPA	-	-	-	-	-	2,900,000	-	-	-	-	-	-	800,000
581732	-	-	-	-	-	-	-	-	-	-	-	-	1,000,000
Foundation	-	-	50,574	-	-	-	-	-	-	-	-	-	50,574
IME BIWEEKLY	106,232	112,667	106,232	106,232	106,232	106,232	106,232	106,232	106,232	106,232	106,232	106,232	1,281,219
Rent Income	33,174	46,889	33,084	143,959	492,335	94,667	94,667	94,667	94,667	94,667	94,667	94,663	1,412,206
CCAH ACE to Cost FY15-16 & FY16-17	571,659	611,471	-	398,111	-	495,798	2,237,993	665,953	3,517,413	1,916,356	1,809,690	3,355,677	1,183,130
Fund 404 Transfer	-	-	-	178,489	-	175,000	-	-	175,000	-	175,000	-	14,399,991
Interest Income	-	-	-	551,318	323,274	135,944	135,944	135,944	135,944	135,944	135,944	135,944	1,243,489
Miscellaneous Revenue	92,287	81,632	132,544	551,318	323,274	135,944	135,944	135,944	135,944	135,944	135,944	135,944	2,132,663
Total Cash Receipts	38,343,044	30,869,021	24,094,391	42,073,925	23,893,755	40,348,288	33,538,425	21,158,605	26,159,903	32,558,509	24,277,180	30,742,870	368,057,917
<b>CASH DISBURSEMENTS</b>													
Purchased Services and Supplies	8,710,801	7,481,819	6,412,673	7,568,759	9,361,559	7,401,175	7,401,175	6,684,832	7,401,175	7,162,427	7,401,175	7,162,437	90,150,107
PRIME DY13 & DY14 I&T	-	-	-	-	-	7,155,000	-	-	-	7,155,000	-	-	14,310,000
GPP Y2 & Y1	-	1,232,580	-	55,890	-	-	-	-	-	-	-	-	1,288,470
GPP Y3 4Q	-	-	5,094,022	-	-	-	-	-	-	-	-	-	5,094,022
GPP Y4	-	-	5,224,860	-	-	5,224,860	-	-	5,224,860	-	-	-	15,874,580
Building Lease / Rental Equipment	145,541	277,848	311,453	281,687	223,153	285,438	285,438	285,438	285,438	285,438	285,438	285,438	3,237,748
COP Principal & Interest Payments	4,256,349	274,022	274,022	893,371	893,371	13,338,486	13,338,486	13,338,486	13,338,486	14,291,246	14,291,246	14,291,246	5,423,742
Payroll and Benefits	13,419,886	13,809,554	13,911,702	20,232,466	13,607,251	14,767,621	14,767,621	13,338,486	14,767,621	14,291,246	14,767,621	14,291,246	175,972,331
Esperanza Care	17,500	-	28,210	403,708	37,382	-	-	-	-	-	-	-	486,800
COWCAP	-	-	-	-	4,910,476	-	-	-	-	-	-	-	4,910,476
FY18-19 MH MOU	-	-	174,770	99,986	-	226,505	226,505	226,505	226,505	226,505	226,505	226,505	1,191,986
Data Processing	-	-	88,819	88,819	-	-	-	-	-	-	-	-	1,848,124
BETA Insurance Premium	-	-	-	402,654	-	-	-	-	-	-	-	-	402,654
Transfer from Fund 451 to Fund 404	-	-	-	-	-	-	-	-	-	-	-	-	-
I&T Transfer Subfund	-	-	45,000,000	-	-	-	-	-	-	-	-	-	45,000,000
Capital Expenditures	399,156	481,072	611,079	1,012,686	339,487	860,216	3,882,949	1,155,438	6,102,760	3,324,904	3,139,838	5,827,351	27,146,936
Total Cash Disbursements	26,949,233	23,292,873	77,042,791	30,146,655	28,479,308	35,920,815	27,457,059	21,690,609	34,008,359	32,446,520	25,920,577	28,884,977	392,138,976
Increase/(Decrease)	11,393,811	7,576,148	(52,948,400)	11,927,270	(4,586,553)	4,427,473	6,081,366	(532,204)	(7,848,456)	112,989	(1,543,397)	1,857,893	(24,081,060)
Ending Cash Fund 451	93,273,873	100,850,021	47,901,621	59,828,891	55,243,338	59,670,811	65,752,177	65,219,973	57,371,517	57,484,506	55,941,109	57,799,002	57,799,002
(+) Credit Card Account + Fund 27	-	-	-	-	-	-	-	-	-	-	-	-	-
(-) Petty Cash	9,311	15,544	15,464	18,915	18,987	-	-	-	-	-	-	-	-
Ending Cash as per G/L	93,286,864	100,869,245	47,920,765	59,851,486	55,265,985	59,670,811	65,752,177	65,219,973	57,371,517	57,484,506	55,941,109	57,799,002	57,799,002
<b>Fund 404</b>													
Beginning Balance	74,868,144	74,868,144	74,868,144	74,868,144	74,470,033	74,470,033	73,974,235	71,736,242	71,070,289	67,552,876	65,636,520	63,826,830	-
Transfer In/Out fund 451	-	-	-	(398,111)	-	(495,798)	(2,237,993)	(685,953)	(9,517,413)	(1,916,356)	(1,809,690)	(3,355,677)	-
Ending Cash Fund 404	74,868,144	74,868,144	74,868,144	74,470,033	74,470,033	73,974,235	71,736,242	71,070,289	67,552,876	65,636,520	63,826,830	60,468,153	-
Ending Cash Fund 451 & 404	168,142,017	175,718,165	122,769,765	134,296,924	129,713,371	133,645,046	137,488,419	136,290,262	124,924,393	123,121,026	119,767,939	118,267,155	-

43

# FINANCIAL STATEMENTS

DECEMBER 31, 2018

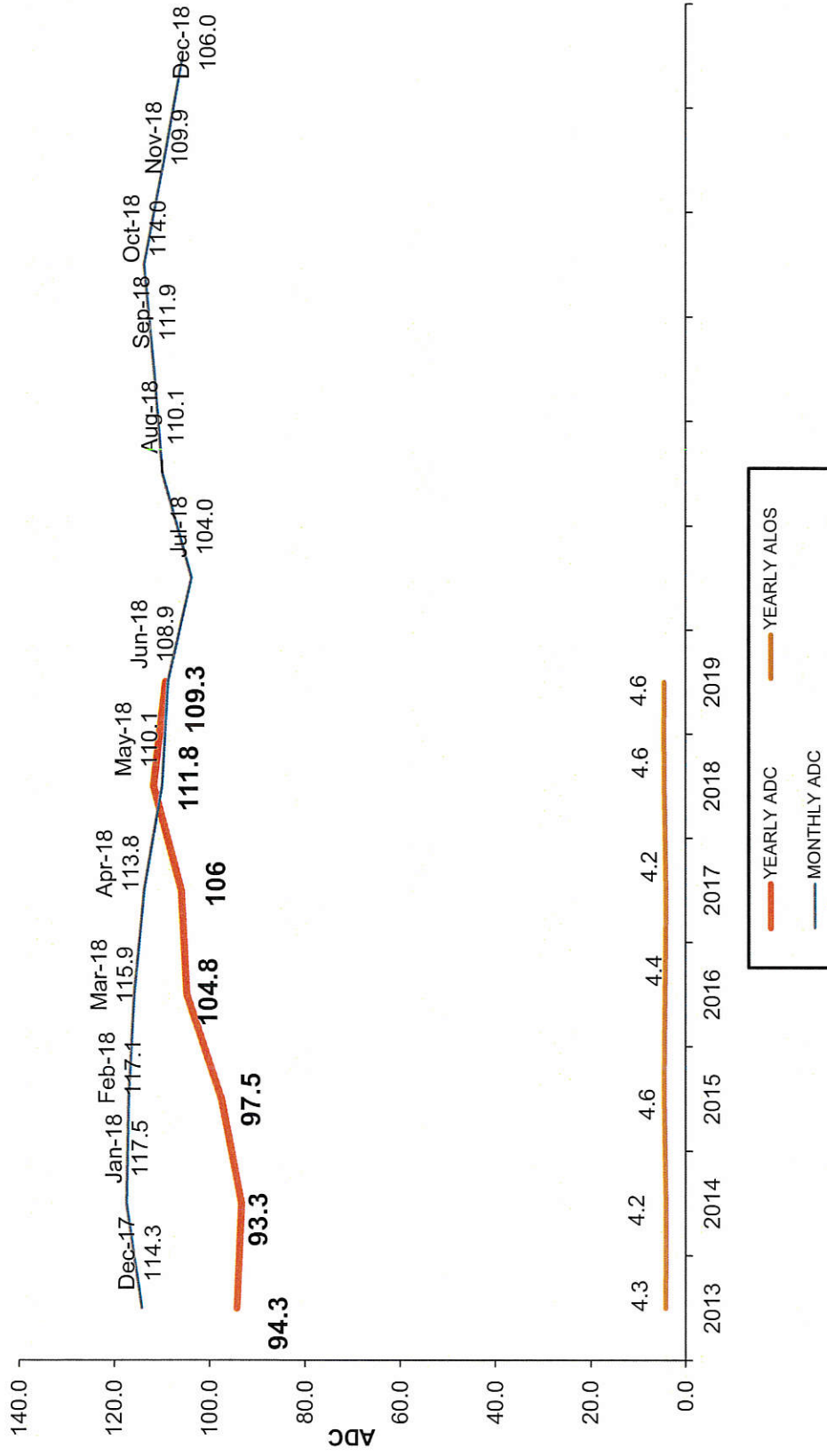
## FINANCIAL STATEMENTS

DECEMBER 31, 2018

### INDEX

<u>PAGE #</u>	<u>DESCRIPTION</u>
1	TOTAL ADC TREND GRAPH - 2013-2019
2	STATISTICAL REPORT
4	STATEMENT OF REVENUES & EXPENSES AND CHANGES IN NET ASSETS TO BUDGET
5	STATEMENT OF REVENUES & EXPENSES AND CHANGES IN NET ASSETS PER APD
6	BALANCE SHEET
7	SCHEDULE OF STATE / COUNTY RECEIVABLES
8	STATEMENT OF CASH FLOWS
9	RECONCILIATION OF GOVERNMENT FUNDING
10	CASH FLOW PERFORMANCE F/Y18-19 ACTUAL TO BUDGET
11	CASH SCHEDULE FOR F/Y18-19





# NATIVIDAD STATISTICAL REPORT DECEMBER, 2018

Month-To-Date					Year-To-Date					
10-18	11-18	12-18	Budget		Budget	Current	Prior Yr	%		
PT DAYS BY SERVICE					STAFFED BEDS	CY/PY				
1	288	269	313	240	NICU	15	1,424	1,711	20.83%	
2	1,474	1,334	1,324	1,430	Med/Surg	61	8,488	8,025	-4.95%	
3	243	226	181	212	ICU	10	1,258	1,305	4.23%	
4	76	56	83	68	Peds	12	404	449	11.14%	
5	673	666	712	684	Acute Rehab	24	4,060	4,044	0.17%	
6	323	388	366	384	OB/Gyn	27	2,280	2,060	-9.17%	
7	3,077	2,939	2,979	3,018	TOTAL ACUTE	149	17,914	17,594	-1.27%	
8	457	359	306	404	Psychiatric	19	2,398	2,511	5.37%	
9	3,534	3,298	3,285	3,422	TOTAL DAYS	168	20,312	20,105	-0.49%	
10	286	317	330	321	Nursery	18	1,906	1,783	-2.83%	
AVERAGE DAILY CENSUS										
11	77.5	75.8	73.1	75.3	Acute	125	75.3	73.6	-1.74%	
12	21.7	22.2	23.0	22.1	Acute Rehab	24	22.1	22.0	0.46%	
13	14.7	12.0	9.9	13.0	Psychiatric	19	13.0	13.6	4.62%	
14	114.0	109.9	106.0	110.4	TOTAL	168	110.4	109.3	-0.46%	
15	9.2	10.6	10.6	10.4	Nursery	18	10.4	9.7	-3.00%	
PERCENTAGE OF OCCUPANCY										
16	62.0%	60.6%	58.5%	60.2%	Acute		60.2%	58.9%	-1.7%	
17	90.4%	92.5%	95.8%	92.1%	Acute Rehab		92.1%	91.7%	-16.3%	
18	77.4%	63.2%	52.1%	68.4%	Psychiatric		68.4%	71.6%	4.6%	
19	67.9%	65.4%	63.1%	65.7%	TOTAL		65.7%	65.1%	-2.8%	
20	51.1%	58.9%	58.9%	57.8%	Nursery		57.8%	53.9%	-3.0%	
ADMISSIONS										
21	626	614	594	635	Acute		3,770	3,706	-0.46%	
22	58	51	51	48	Acute Rehab		284	323	15.36%	
23	68	58	50	63	Psychiatric		374	370	0.82%	
24	752	723	695	746	TOTAL		4,428	4,399	0.66%	
25	165	183	189	184	Nursery		1,092	1,054	0.47%	
26	176	194	193	217	Deliveries		1,288	1,100	1,088	1.10%
DISCHARGES										
27	647	633	619	635	Acute		3,770	3,810	-0.24%	
28	60	49	55	48	Acute Rehab		284	320	13.88%	
29	67	59	54	63	Psychiatric		374	376	4.44%	
30	774	741	728	746	TOTAL		4,428	4,506	1.03%	
31	152	163	176	181	Nursery		1,076	951	-1.35%	
AVERAGE LENGTH OF STAY										
32	4.7	4.6	4.7	4.6	Acute(Hospital wide no babies)		4.6	4.6	4.6	0.00%
33	11.6	13.1	14.0	14.3	Acute Rehab		14.3	12.5	14.4	-13.19%
34	2.5	2.7	2.6	2.6	OB/Gyn		2.6	2.5	2.7	-7.41%
35	6.7	6.2	6.1	6.4	Psychiatric		6.4	6.8	6.5	4.62%
36	1.7	1.7	1.7	1.7	Nursery		1.7	1.7	1.7	0.00%
OUTPATIENT VISITS										
37	4,031	3,706	3,741	3,823	Emergency Room		22,692	23,873	26,659	-10.45%
38	440	417	388	441	ER Admits		2,618	2,575	2,587	-0.46%
39	58.5%	57.7%	55.8%	59.1%	ER Admits as a % of Admissions		59.1%	58.5%	59.2%	-1.12%
40	7,397	5,841	5,305	6,063	Clinic Visits		35,986	36,632	35,057	4.49%
ANCILLARY PROCEDURES BILLED										
41	47,911	44,220	44,231	43,950	Lab Tests		260,866	278,893	260,251	7.16%
42	3,743	3,318	3,247	3,210	Radiology Procedures		19,054	21,051	18,867	11.58%
43	263	211	157	193	MRI Procedures		1,146	1,208	1,136	6.34%
44	123	88	110	112	Nuclear Med Procedures		666	744	661	12.56%
45	1,198	1,027	1,005	933	Ultrasound Procedures		5,536	6,531	6,286	3.90%
46	1,624	1,469	1,319	1,327	CT Scans		7,878	9,285	8,625	7.65%
47	369	362	288	310	Surgeries		1,860	2,213	2,126	4.09%
48	8.04	8.22	8.61	7.66	FTE'S PER AOB		7.66	8.28	7.72	7.25%
49	1,316.7	1,283.0	1,293.8	1,200.5	TOTAL PAID FTE'S		1,200.5	1,296.9	1,205.8	7.56%
50	5,076	4,685	4,656	4,860	ADJUSTED PATIENT DAYS		28,844	28,808	28,743	0.23%

**NATIVIDAD**  
**STATEMENT OF REVENUES AND EXPENSES & CHANGES IN NET ASSETS-TREND-NORMALIZED**  
**FOR FY2019**

	JUL-18	AUG-18	SEP-18	OCT-18	NOV-18	DEC-18	JAN-19	FEB-19	MAR-19	APR-19	MAY-19	JUN-19	YTD
<b>R E V E N U E</b>													
<b>Patient Revenue:</b>													
1 Inpatient	\$ 64,473,390	\$ 71,801,255	\$ 66,786,949	\$ 72,616,703	\$ 67,018,471	\$ 63,859,557	\$ -	\$ -	\$ -	\$ -	\$ -	\$ -	\$ 406,656,325
2 Pro Fees	1,572,206	1,769,731	1,475,144	2,512,622	1,314,466	1,809,675	-	-	-	-	-	-	10,453,844
3 Outpatient	29,913,075	33,743,000	28,280,118	32,483,101	28,742,317	27,406,124	-	-	-	-	-	-	180,567,735
4 Total Patient Revenue	95,958,671	107,313,986	96,542,211	107,612,426	97,075,254	93,075,356	-	-	-	-	-	-	597,677,904
Deductions from revenue													
5 Contractual Deductions	70,756,336	74,819,777	72,913,275	82,639,436	74,549,026	70,091,707	-	-	-	-	-	-	445,769,557
6 Bad Debt	4,776,136	3,750,055	2,609,655	2,540,065	947,672	3,319,574	-	-	-	-	-	-	17,943,157
7 Unable to Pay	344,030	350,912	345,098	610,585	570,940	245,187	-	-	-	-	-	-	2,466,752
8 Total Contractual Discounts	75,876,502	78,920,744	75,868,028	85,790,086	76,067,638	73,656,468	-	-	-	-	-	-	466,179,466
9 Net Patient Revenue	20,082,169	28,493,242	20,674,183	21,822,340	21,007,616	19,418,888	-	-	-	-	-	-	131,498,438
10 As a percent of Gross Revenue	20.93	26.53%	21.41%	20.28%	21.64%	20.86%	-	-	-	-	-	-	22.00%
<b>Total Government Funding</b>	4,482,724	6,075,362	4,673,373	4,297,874	4,653,550	4,663,910	-	-	-	-	-	-	28,846,793
<b>Other Operating Revenue:</b>													
12 Rent Income	118,471	131,766	198,583	124,907	125,001	109,276	-	-	-	-	-	-	808,004
13 Interest Income	126,000	983,306	126,000	340,489	126,000	126,000	-	-	-	-	-	-	1,827,795
14 NMF Contribution	60,000	60,000	60,000	60,000	60,000	60,000	-	-	-	-	-	-	360,000
15 Other Income	230,850	316,343	279,588	556,471	302,801	211,571	-	-	-	-	-	-	1,897,404
16 Total Other Operating Revenue	535,121	1,491,415	664,161	1,081,867	613,802	506,847	-	-	-	-	-	-	4,893,203
<b>TOTAL REVENUE</b>	25,100,014	36,060,019	26,011,707	27,202,081	26,274,968	24,589,645	-	-	-	-	-	-	165,238,434
<b>E X P E N S E</b>													
18 Salaries, Wages & Benefits	14,293,172	13,873,837	14,016,741	14,433,536	13,396,844	14,029,215	-	-	-	-	-	-	84,043,345
19 Registry	953,506	420,445	399,584	522,356	556,263	332,677	-	-	-	-	-	-	2,584,831
20 Phys/Residents SWB & Contract Fees	2,893,599	3,148,485	3,037,696	3,083,954	3,028,034	2,989,336	-	-	-	-	-	-	18,291,104
21 Purchased Services	2,289,056	2,639,680	2,999,644	2,936,736	2,564,672	3,003,715	-	-	-	-	-	-	16,435,503
22 Supplies	1,991,987	2,610,211	2,132,523	2,608,981	2,117,299	1,964,031	-	-	-	-	-	-	13,425,032
23 Insurance	217,205	217,205	217,205	217,205	217,205	217,204	-	-	-	-	-	-	1,303,229
24 Utilities and Telephone	153,964	292,473	295,416	282,957	297,921	295,095	-	-	-	-	-	-	1,617,826
25 Interest Expense	196,259	196,026	196,026	196,026	196,025	196,027	-	-	-	-	-	-	1,176,460
26 Depreciation & Amortization	984,657	953,089	997,679	995,749	999,115	997,316	-	-	-	-	-	-	5,927,605
27 Other Operating Expense	386,921	501,686	464,479	548,090	726,439	510,780	-	-	-	-	-	-	3,138,395
28 <b>TOTAL EXPENSE</b>	23,860,326	24,853,137	24,757,064	25,837,590	24,099,816	24,535,397	-	-	-	-	-	-	147,943,330
<b>NET INCOME(LOSS)</b>	1,239,688	11,206,882	1,254,643	1,364,491	2,175,152	54,248	-	-	-	-	-	-	17,295,104
<b>Normalization for Extraordinary Items</b>													
30 Interest Anthem Arbitration	-	(857,306)	-	-	-	-	-	-	-	-	-	-	(857,306)
31 Anthem Arbitration Payment	-	(5,206,202)	-	-	-	-	-	-	-	-	-	-	(5,206,202)
32 Metro Initial Settlement	-	-	-	(150,000)	-	-	-	-	-	-	-	-	(150,000)
33 <b>Total Extraordinary Items</b>	-	(6,063,508)	-	(150,000)	-	-	-	-	-	-	-	-	(6,213,508)
<b>NET INCOME BEFORE Extraordinary Items</b>	\$ 1,239,688	\$ 5,143,374	\$ 1,254,643	\$ 1,214,491	\$ 2,175,152	\$ 54,248	\$ -	\$ -	\$ -	\$ -	\$ -	\$ -	\$ 11,081,596
<b>CAPITAL CONTRIBUTIONS</b>													
35 County Contribution													
36 <b>CHANGE IN NET ASSETS</b>	\$ 1,239,688	\$ 11,206,882	\$ 1,254,643	\$ 1,364,491	\$ 2,175,152	\$ 54,248	\$ -	\$ -	\$ -	\$ -	\$ -	\$ -	\$ 17,295,104

**NATIVIDAD**  
**STATEMENT OF REVENUES AND EXPENSES & CHANGES IN NET ASSETS**  
**AS OF DECEMBER, 2018**

	CURRENT MONTH				YEAR -TO -DATE				UNAUDITED	
	Actual	Budget	Variance fav. (unfav)		Actual	Budget	Variance fav. (unfav)		Prior Yr AVERAGE	
			\$ VAR.	% VAR			\$ VAR.	% VAR		
R E V E N U E										
Patient Revenue:										
1	\$	\$ 63,859,557	\$ 66,117,749	\$ (2,258,192)	\$	\$ 406,656,325	\$ 396,706,494	\$ 9,949,831	2.5	\$ 403,365,674
2		1,809,675	2,058,356	(248,681)		10,453,844	12,350,136	(1,896,292)	(15.4)	13,234,356
3		27,406,124	29,495,410	(2,089,286)		180,567,735	176,972,460	3,595,275	2.0	176,104,953
4		93,075,356	97,671,515	(4,596,159)		597,677,904	586,029,090	11,648,814	2.0	592,704,983
5		70,091,707	73,437,593	3,345,886		445,769,557	440,625,558	(5,143,999)	(1.2)	448,000,338
6		3,319,574	3,498,417	178,843		17,943,157	20,990,502	3,047,345	14.5	16,106,777
7		245,187	712,836	467,649		2,466,752	4,277,016	1,810,264	42.3	3,795,910
8		73,656,468	77,648,846	3,992,378		466,179,465	465,893,076	(286,390)	(0.1)	467,903,019
9		19,418,888	20,022,669	(603,781)		131,498,438	120,136,014	11,362,424	9.5	124,801,964
10		20.86%	20.50%			22.00%	20.50%			21.06%
11		4,663,910	4,489,159	174,751		28,846,793	26,934,954	1,911,839	7.10	33,035,049
Other Operating Revenue:										
12		109,276	107,027	2,249		808,004	642,162	165,842	25.8	940,418
13		126,000	83,333	42,667		1,827,795	499,998	1,327,797	265.6	903,006
14		60,000	60,000	-		360,000	360,000	0	-	360,000
15		211,571	255,250	(43,679)		1,897,404	1,531,500	365,904	23.9	3,603,902
16		506,847	505,610	1,237		4,893,203	3,033,660	1,859,543	61.3	5,807,326
17		24,589,645	25,017,438	(427,793)		165,238,434	150,104,628	15,133,806	10.1	163,644,338
TOTAL REVENUE										
EXPENSE										
18		14,029,215	13,148,453	(880,762)		84,043,345	78,890,718	(5,152,627)	(6.5)	77,449,242
19		332,677	131,607	(201,070)		2,584,831	789,642	(1,795,189)	(227.3)	2,588,735
20		2,989,336	2,949,239	(40,097)		18,287,076	17,695,434	(591,642)	(3.3)	18,127,862
21		3,003,715	3,270,487	266,772		16,439,531	19,622,922	3,183,391	16.2	16,556,094
22		1,964,031	2,104,757	140,726		13,425,032	12,628,542	(796,490)	(6.3)	12,981,487
23		217,205	211,333	(5,872)		1,303,229	1,267,998	(35,231)	(2.8)	1,190,181
24		295,095	297,533	2,438		1,617,826	1,785,198	167,372	9.4	1,555,663
25		196,027	207,539	11,512		1,176,460	1,245,234	68,774	5.5	1,214,577
26		997,316	937,184	(60,132)		5,927,605	5,623,104	(304,501)	(5.4)	5,937,919
27		510,780	556,507	45,727		3,138,395	3,339,042	200,647	6.0	3,193,727
28		24,535,397	23,814,639	(720,758)		147,943,330	142,887,834	(5,055,496)	(3.5)	140,795,484
29		54,248	1,202,799	(1,148,551)		17,295,104	7,216,794	10,078,310	139.7	22,848,854
30	CAPITAL CONTRIBUTIONS									
31		-	-	-		-	-	-	-	-
32		-	-	-		-	-	-	-	-
33		-	-	-		-	-	-	-	-
34	\$	54,248	\$ 1,202,799	\$ (1,148,551)	(95.5)	\$ 17,295,104	\$ 7,216,794	\$ 10,078,310	139.7	\$ 22,848,854
County Contribution										
CHANGE IN NET ASSETS										



**STATEMENT OF REVENUES AND EXPENSES AND CHANGES IN NET ASSETS PER ADJUSTED PATIENT DAY**  
**AS OF DECEMBER, 2018**

**NATIVIDAD**

	CURRENT MONTH				YEAR -TO -DATE				UNAUDITED Prior Yr Average
	Actual	Budget	Variance fav. (unfav)		Actual	Budget	Variance fav. (unfav)		
			\$ VAR.	% VAR			\$ VAR.	% VAR	
	4,656	4,860	(204)	-4.2%	28,808	28,844	(36)	-0.1%	29,024
	<b>REVENUE</b>								
	<b>ADJUSTED PATIENT DAYS</b>								
	<b>Patient Revenue:</b>								
1	\$	13,716	\$	112	\$	14,116	\$	362	\$
2		389		(35)		363		(65)	
3		5,886		(182)		6,268		132	
4		19,991		(105)		20,747		429	
5		15,054		56		15,474		(197)	
6		713		7		623		105	
7		53		94		86		63	
8		15,820		156		16,182		(30)	
9		4,171		51		4,565		400	
10		20.86%		20.50%		22.00%		20.50%	
11		1,002		78		1,001		68	
		</							

50



**NATIVIDAD  
BALANCE SHEET  
AS OF DECEMBER 31, 2018**

		UNAUDITED			
		YEAR - TO - DATE			
		BEGINNING	ENDING	INC/(DEC)	% CHG.
1	CASH	\$ 56,628,891	\$ 43,262,920	\$ (13,365,971)	(23.6) %
2	SEASIDE CLINICS CASH RESERVE FUND	3,200,000	3,200,000	-	-
3	ACCOUNTS RECEIVABLE NET	32,877,212	32,877,212	(6,249,763)	(16.0)
4	STATE/COUNTY RECEIVABLES	57,821,863	57,821,863	16,139,923	38.7
5	INVENTORY	4,187,057	4,146,734	155,752	3.9
6	PREPAID EXPENSE	5,769,975	7,071,281	1,710,168	31.9
7	TOTAL CURRENT ASSETS	141,285,238	148,380,010	(23,669,816)	(13.8)
8	PROPERTY, PLANT & EQUIPMENT	295,950,988	297,142,937	3,705,941	1.3
9	LESS: ACCUMULATED DEPRECIATION	(177,428,903)	(180,421,084)	(5,927,605)	(3.4)
10	NET PROPERTY, PLANT & EQUIPMENT	118,522,085	116,721,853	(2,221,864)	(1.9)
11	OTHER ASSETS	147,641,244	142,317,493	39,080,283	37.9
12	INVESTMENTS	-	-	-	-
13	HELD FOR CONSTRUCTION	-	-	-	-
14	ACCRUED INTEREST RECEIVABLE	-	-	-	-
15	FUNDS IN TRUST	162,685	162,685	(746)	(0.5)
16	TOTAL INVESTMENTS	162,685	162,685	(746)	(0.5)
17	TOTAL ASSETS	\$ 407,611,252	\$ 407,582,041	\$ 13,188,057	3.3 %
18	ACCURUED PAYROLL	15,118,402	18,161,869	2,788,254	18.1
19	ACCOUNTS PAYABLE	7,478,598	7,802,724	2,194,962	39.1
20	MCARE/MEDICAL LIABILITIES	40,992,605	40,953,703	(1,287,194)	(3.0)
21	CURRENT PORTION OF DEBT	3,193,625	3,193,625	(11,375)	(0.4)
22	OTHER ACCRUALS	15,749,178	11,190,580	(4,152,832)	(27.1)
23	TOTAL CURRENT LIABILITIES	82,532,408	81,302,501	(468,185)	(0.6)
24	LONG TERM LIABILITIES	-	-	-	-
25	CAPITAL LEASE	-	-	-	-
26	UN EARNED CONTRIBUTIONS	38,487,126	38,454,172	(3,638,862)	(8.6)
27	LONG TERM PORTION OF C.O.P's	-	-	-	-
28	TOTAL LONG TERM DEBT	38,487,126	38,454,172	(3,638,862)	(8.6)
29	FUND BALANCES	270,530,264	270,530,264	-	-
30	ACCUMULATED FUND	15,065,704	17,295,104	17,295,104	100.0
31	CHANGE IN NET ASSETS	285,595,968	287,825,368	17,295,104	6.4
32	TOTAL FUND BALANCES	406,615,502	407,582,041	13,188,057	3.3 %
33	TOTAL LIAB. & FUND BALANCES	406,615,502	407,582,041	13,188,057	3.3 %

51

NATIVIDAD  
STATE AND COUNTY RECEIVABLES  
AS OF 12/31/18

**BALANCE SHEET**

	Req. Balance	Accruals	Reversals and Reclassses	Medi-Cal Waiver	GPP /PRIME	IGT	Payments	Ending Balance
Medi-Cal Waiver (DSH +SNCP)	\$ 20,001,573	14,778,157				23,364,206	(31,972,830)	26,171,106
EHR Meaningfull Use	520,990							520,990
Hospital Fee	1,506,108	475,002					(767,614)	1,213,497
Rate Range IGT-CCAH-	14,411,372	4,065,882						18,477,254
MCMC EPP	-	2,165,442						2,165,442
MCMC QIP	-	2,462,628						2,462,628
SB1732	-	1,950,000						1,950,000
AB 915	3,254,442	1,800,000					(3,249,958)	1,804,484
A/R Office Buildings	78,488	868,060					(793,118)	153,431
A/R Manco Abbott	-	272,817					(313,293)	(40,476)
Interest Accrued Positive Cash	-	970,489					(718,489)	252,000
Accrued Donations	1,834,852	360,000					(50,534)	2,144,318
A/R Jail-PG&E	74,114	499,561					(200,335)	373,340
Health Department	-	840,000					(693,813)	146,187
Ryan White & EIP A/R	-	124,998					(97,337)	27,661
<b>STATE RECEIVABLES</b>	<b>\$ 41,681,940</b>	<b>\$ 31,633,037</b>	<b>\$ -</b>	<b>\$ -</b>	<b>\$ -</b>	<b>\$ 23,364,206</b>	<b>\$ (38,857,320)</b>	<b>\$ 57,821,863</b>

**P & L**

	YTD Dec-18
Medi-Cal DSH /SNCP/PHYS SPA	\$ 7,623,157
PRIME Y4	7,155,000
Rate Range IGT-CCAH-	4,065,882
AB 85 New Eligible Reconciled	444,962
Esperanza Care	(572,565)
MCE to Cost Reconciled	738,167
Hospital Fee	475,002
MCMC EPP	2,165,442
HD Residency Support	(250,002)
MCMC QIP	2,462,628
AB915	1,800,000
Medicare GME	637,392
SB 1732	1,950,000
Ryan White & SAMHSA GRANTS	151,729
<b>GOVERNMENT FUNDING INCOME</b>	<b>\$ 28,846,794</b>

52

**NATIVIDAD**  
**STATEMENT OF CASH FLOWS**  
**AS OF DECEMBER 31, 2018**

	CURRENT MONTH	YEAR - TO - DATE
1	\$ 55,265,985	
2		\$ 81,888,816
3	54,248	
4	-	17,295,104
5	997,316	-
6	1,051,564	\$ 5,927,605
		23,222,709
7		
8	1,691,055	
9	(17,834,268)	6,249,763
10	(1,299,505)	(16,139,923)
11	2,456,852	(1,865,920)
12	606,676	2,788,254
13	(6,969)	2,194,962
14	-	(1,287,194)
15		-
16	126,163	(4,152,832)
17	(14,259,996)	(12,212,890)
18		
19	(852,462)	(3,705,941)
20	-	-
21	(852,462)	(3,705,941)
22		
23	-	(11,375)
24	(16,477)	(3,638,862)
26	5,274,306	(39,080,283)
27	-	746
28	5,257,829	(42,729,774)
29	(8,803,065)	(35,425,896)
30	\$ 46,462,920	\$ 46,462,920

53

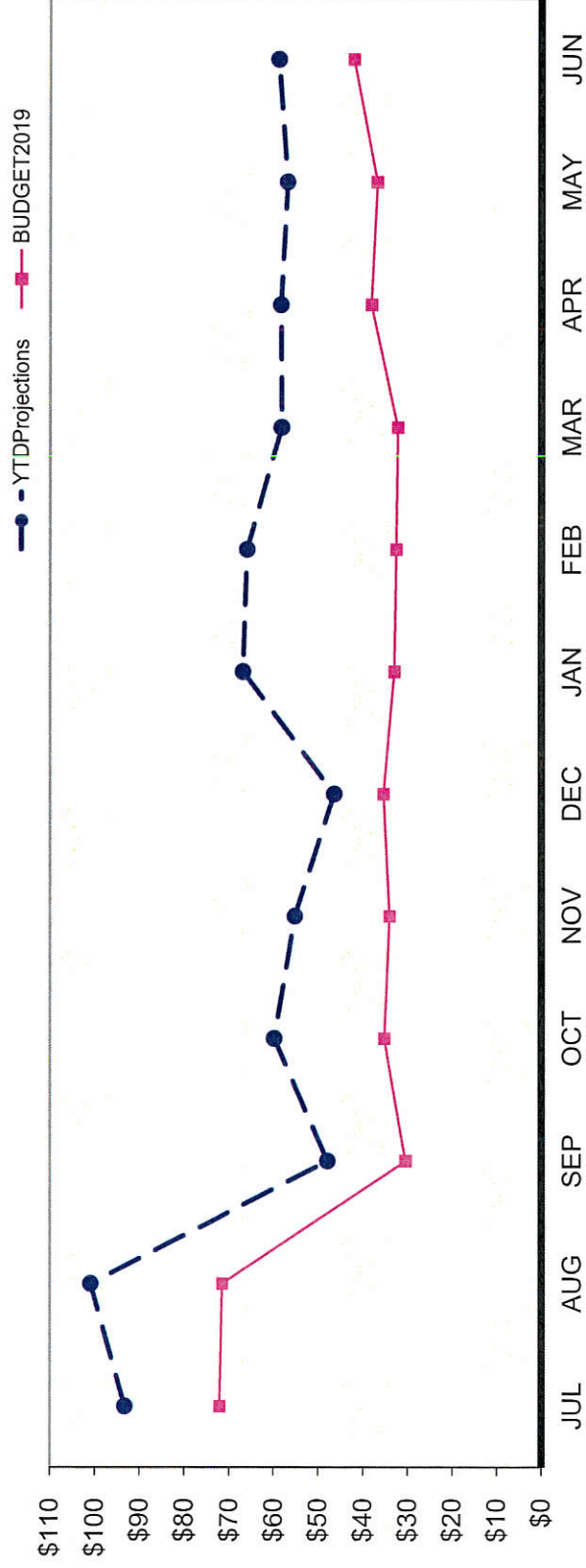
NATIVIDAD  
RECONCILIATION OF GOVERNMENT FUNDING  
FISCAL YEAR 2019

	<u>BDGT-19</u>	<u>ESTIMATE</u> <u>FY2019</u>	<u>Variance to Budget</u>
Medi-Cal DSH Waiver	\$ 11,820,000	\$ 14,446,320	\$ 2,626,320
PRIME Y4	14,310,000	14,310,000	-
EPP	4,330,881	4,330,881	-
QIP	4,925,261	4,925,261	-
AB915	3,600,000	3,600,000	-
SB1732	3,900,000	3,900,000	-
CCAH Rate Range	8,131,758	8,131,758	-
HIV Grants	250,000	250,000	-
MCE to Cost	-	738,167	738,167
Physician SPA	800,000	800,000	-
Esperanza Care Outside Purchased Service	-	(2,000,000)	(2,000,000)
HD Residency Support	(500,000)	(500,000)	-
Medicare GME & B/D	1,352,000	1,352,000	-
Provider Fee	950,000	950,000	-
	<u>\$ 53,869,900</u>	<u>\$ 55,234,387</u>	<u>\$ 1,364,487</u>

54



## Cash Flow Performance Fiscal Year 2019 (in Millions)



Months	Actual	Jul	Aug	Sep	Oct	Nov	Dec	Actual	Estimate	Jan	Feb	Estimate	Estimate	Estimate	Estimate	Estimate	Estimate
YTD	93.3	72.1	21.2	71.5	30.4	17.5	29.4	71.5	100.9	47.9	30.4	17.5	29.4	71.5	30.4	17.5	29.4
BDGT	72.1	21.2	71.5	30.4	17.5	29.4	71.5	100.9	47.9	30.4	17.5	29.4	71.5	30.4	17.5	29.4	71.5
Variance	21.2	72.1	21.2	71.5	30.4	17.5	29.4	71.5	100.9	47.9	30.4	17.5	29.4	71.5	30.4	17.5	29.4



NATIVIDAD  
CASH FORECAST  
FISCAL YEAR 18-19

	ACTUAL JUL	ACTUAL AUG	ACTUAL SEP	ACTUAL OCT	ACTUAL NOV	ACTUAL DEC	PROJECTION JAN	PROJECTION FEB	PROJECTION MAR	PROJECTION APR	PROJECTION MAY	PROJECTION JUN	Total YTD
Beginning Balance	- 81,880,062	- 93,273,873	- 100,850,021	- 47,901,621	- 58,828,891	- 55,243,338	- 41,983,474	- 68,908,186	- 83,001,935	- 58,280,581	- 58,452,817	- 58,984,814	81,880,062
<b>CASH RECEIPTS</b>													
Patient Revenues (incl pro fees and lab cap)	23,038,784	23,436,414	20,175,085	22,039,915	22,376,407	16,686,716	20,233,195	18,258,357	20,233,195	19,574,916	20,233,195	19,574,912	245,861,091
Provider Fee	-	363,076	-	395,804	172,096	-	79,167	79,167	79,167	79,167	79,167	79,163	1,405,973
RR 16T/EP QIP	-	-	-	-	-	-	1,448,992	1,448,992	1,448,992	1,448,992	1,448,992	1,448,992	8,693,962
SHORT DOYLE	-	-	338,919	319,278	-	273,235	173,460	173,460	173,460	173,460	173,460	173,464	1,972,186
HIV GRANTS	18,347	-	49,102	29,935	28,731	-	20,833	20,833	20,833	20,833	20,833	20,833	247,113
HEALTH DEPARTMENT RELIMB	-	153,365	-	279,096	269,337	175,000	175,000	175,000	175,000	175,000	175,000	175,000	1,751,798
Antism Abiration Interest	-	857,306	-	-	-	-	-	-	-	-	-	-	857,306
AB915	-	-	3,208,951	-	-	-	-	-	-	-	-	3,600,000	6,808,951
GP V2 Final Payment	661,027	-	-	-	-	-	-	-	-	-	-	-	661,027
Antism Abiration Patient Services	-	5,208,202	-	117,485	-	-	-	-	-	-	-	-	5,208,202
GP V3 4Q	-	-	-	8,537,842	-	-	-	-	-	-	-	-	8,537,842
GP V4	-	-	-	8,832,942	-	-	-	-	-	-	-	-	8,832,942
PRIME DY13 & DY14 16T	13,823,534	-	-	15,529,149	-	-	8,832,942	-	-	8,832,942	-	-	26,488,828
PHYS SPA	-	-	-	-	-	-	15,529,149	-	-	-	-	-	20,352,883
SB1732	-	-	-	-	-	-	3,233,327	-	-	-	-	-	800,000
Foundation	-	-	-	-	-	-	-	-	-	-	-	-	1,000,000
IWE BIWEEKLY	106,232	112,667	106,232	106,232	106,232	106,232	106,232	106,232	106,232	106,232	106,232	106,232	1,281,219
Rent Income	33,174	48,869	33,084	143,959	482,435	44,788	94,667	94,667	94,667	94,667	94,667	94,663	1,362,327
CAH MCE to Cost FY15-16 & FY16-17	571,659	611,471	-	398,111	-	-	2,220,148	880,400	3,646,534	1,886,704	1,876,122	3,481,981	11,883,100
Fund 404 Transfer	-	-	-	-	-	-	-	-	-	-	-	-	14,400,000
IGT Sub-Fund Transfer In	-	-	-	-	-	-	-	-	-	-	-	-	5,224,860
Interest Income	92,287	81,632	132,544	551,318	323,274	26,937	135,944	135,944	135,944	135,944	135,944	135,944	1,088,489
Miscellaneous Revenue	38,343,044	30,869,021	24,094,391	42,073,925	23,893,755	22,632,105	52,383,056	21,183,052	23,289,024	32,928,857	24,343,812	30,886,174	2,023,656
Total Cash Receipts	-	-	-	-	-	-	-	-	-	-	-	-	389,600,017
<b>CASH DISBURSEMENTS</b>													
Purchased Services and Supplies	8,710,801	7,481,819	6,412,873	7,568,759	9,381,559	7,760,858	7,401,175	6,694,932	7,401,175	7,162,427	7,401,175	7,162,437	90,509,700
PRIME DY13 & DY14 16T	-	-	-	-	-	-	-	-	-	-	-	-	14,919,574
GP V2 & V1	-	1,232,580	-	55,980	-	7,764,574	-	-	-	-	-	-	1,288,470
GP V3 4Q	-	-	5,094,022	-	-	-	-	-	-	-	-	-	5,094,022
GP V4	-	-	5,224,860	-	-	-	-	-	-	-	-	-	5,224,860
Building Lease / Rental Equipment	145,541	277,848	311,453	281,687	223,153	328,908	285,438	285,438	285,438	285,438	285,438	285,438	15,674,580
COP Principal & Interest Payments	4,256,349	-	274,022	893,371	-	-	893,371	-	-	-	-	-	3,281,218
Payroll and Benefits	13,419,886	13,809,554	13,911,102	20,232,468	13,607,251	13,776,922	14,787,821	13,338,486	14,787,821	14,391,246	14,787,821	14,291,246	5,423,742
Esperanza Care	17,500	-	28,210	403,708	37,382	-	-	-	-	-	-	-	174,981,532
COWCAP	-	-	-	4,910,476	-	-	-	-	-	-	-	-	486,500
FY18-19 MH JCU	-	-	99,086	-	-	95,088	-	-	-	-	-	-	4,910,476
Data Processing	-	-	88,819	-	-	87,386	226,505	226,505	226,505	226,505	226,505	226,505	1,710,005
BETA Insurance Premium	-	-	174,770	402,654	-	-	-	-	-	-	-	-	402,654
Transfer from Fund 451 to Fund 404	-	-	-	-	-	-	-	-	-	-	-	-	-
IGT Sub-Fund Transfer Out	-	-	-	-	-	-	-	-	-	-	-	-	-
Capital Expenditures	399,155	491,072	611,079	1,012,685	339,487	852,463	3,884,234	1,553,832	3,104,779	3,326,005	3,149,876	5,829,289	27,545,656
Total Cash Disbursements	26,949,233	23,292,873	77,042,791	30,146,655	28,479,308	35,891,969	27,458,344	22,089,303	31,010,378	32,446,621	25,821,615	28,886,915	392,516,005
Increase/(Decrease)	11,393,811	7,576,148	(52,948,400)	11,927,270	(4,585,553)	(13,259,864)	24,924,712	(906,251)	(1,721,354)	182,236	(1,478,003)	1,979,259	(22,915,989)
Ending Cash Fund 451	93,273,873	100,850,021	47,901,621	59,828,891	55,243,338	41,983,474	66,008,186	66,001,935	51,280,581	58,462,817	58,984,814	58,984,814	58,984,814
(+) Cash In Transit	-	-	-	-	-	4,447,135	-	-	-	-	-	-	-
(-) Credit Card Account + Fund 27	9,311	15,544	15,464	18,915	18,967	28,631	-	-	-	-	-	-	-
(-) Petty Cash	3,680	3,680	3,680	3,680	3,680	3,680	-	-	-	-	-	-	-
Ending Cash as per 6/L	93,285,864	100,869,245	47,920,765	59,851,486	55,265,985	46,462,920	66,008,186	66,001,935	51,280,581	58,462,817	58,984,814	58,984,814	58,984,814
<b>Fund 404</b>													
Beginning Balance	74,868,144	74,868,144	74,868,144	74,868,144	74,470,033	74,470,033	74,470,033	72,149,885	71,459,485	67,812,951	65,826,247	63,950,125	-
Transfer In/Out fund 451	-	-	-	(398,111)	-	-	(2,320,146)	(690,400)	(3,846,534)	(1,986,704)	(1,876,122)	(3,481,981)	-
Ending Cash Fund 404	74,868,144	74,868,144	74,868,144	74,470,033	74,470,033	74,470,033	72,149,885	71,459,485	67,812,951	65,826,247	63,950,125	60,468,144	-
Ending Cash Fund 451 & 404	168,142,017	175,718,165	122,769,765	134,298,924	129,713,371	116,453,507	139,658,071	137,461,420	121,053,532	124,289,064	120,934,939	119,432,217	-

**CREDENTIALS REPORT OF RECOMMENDED ACTIONS FOR BOARD APPROVAL**

**Friday, February 1, 2019**

**(Per recommendation of the January 8, 2019 Medical Executive Committee)**

The following practitioners were reviewed for initial appointment, reappointment, changes in staff status (category), additional privilege requests, etc. Membership factors include licensure, DEA, professional liability insurance, staff requirements, etc. Qualitative/quantitative factors include: peer review, performance improvement, clinical activity, privileging, competence, technical skill, behavior, health, medical records, blood review, medication usage, litigation history, utilization and continuity of care.

**INITIAL APPOINTMENTS**

NAME	SPECIALTY	SERVICE	APPOINTMENT PERIOD
Chew, Victoria W., MD	Family Medicine	Family Medicine	02/01/2019 – 02/01/2021 Temporary privileges
Cushing, Blair L., DO	Family Medicine	Family Medicine	02/01/2019 – 02/01/2021
Fowler, Martin J., DO	Teleneurology	Medical Specialties	02/01/2019 – 02/01/2021
Furubayashi, Jill K., MD	Teleradiology	Radiology	02/01/2019 – 02/01/2021
Garcia-Rojas, Xavier, MD	Teleradiology	Radiology	02/01/2019 – 02/01/2021
Gianella, Daniel L., MD	Radiology	Radiology	02/01/2019 – 02/01/2021
Guzman, Jacqueline, NNP	Neonatal Nurse	Pediatric	02/01/2019 – 02/01/2021 Temporary privileges
Harbison, Anna L., MD	Pediatric Cardiology	Pediatric	02/01/2019 – 02/01/2021
Hollis, Richard K., DO	Teleradiology	Radiology	02/01/2019 – 02/01/2021
Joyce, Emily D., MD	Teleradiology	Radiology	02/01/2019 – 02/01/2021
Karlin, David, MD	Teleradiology	Radiology	02/01/2019 – 02/01/2021
Kazem, Fatima, MD	Teleradiology	Radiology	02/01/2019 – 02/01/2021
Orduno, Ramon R., CRNA	Nurse Anesthetist	Anesthesia	02/01/2019 – 02/01/2021 Temporary privileges
Pham, Thang, MD	Internal Med/Hospitalist	Medical Specialties	02/01/2019 – 02/01/2021
Smith, Lauren L., MD	Internal Med/Hospitalist	Medical Specialties	02/01/2019 – 02/01/2021
Yuh, Theresa M, MD	Teleradiology	Radiology	02/01/2019 – 02/01/2021

**REAPPOINTMENTS**

NAME	SPECIALTY/SERVICE	STAFF STATUS	REAPPOINTMENT PERIOD
Dutta, Raja, MD	Psychiatry	Provisional to Active	03/01/2019 – 03/01/2021
Guzman, Evangeline, MD	Psychiatry	Active	03/01/2019 – 03/01/2021
Jastrow, Liza M., PA-C	Physician Assistant Emergency Department	AHP	03/01/2019 – 03/01/2021
Liu, Yu-Chuan, MD	Cardiovascular Medicine/Medical Specialties	Active	03/01/2019 – 03/01/2021
Nguyen, Khanh L., MD	Teleneurology/ Medical Specialties	Courtesy	03/01/2019 – 03/01/2021
Phillips, Sherry L., NNP	Neonatal Nurse Practitioner/ Pediatrics	AHP	03/01/2019 – 03/01/2021
Proctor, Roger S., MD	Anesthesiology	Active	03/01/2019 – 03/01/2021
Singer, Paul H., MD	Teleneurology/ Medical Specialties	Courtesy	03/01/2019 – 03/01/2021
Wong, William B., MD	Orthopedic Surgery/Surgical Specialties	Active	03/01/2019 – 03/01/2021

RELEASE FROM PROCTORING: Basic Proctoring					
NAME	SPECIALTY	Service	RECOMMEND		
Carter, Summer L., ACNP	Trauma/Acute Care Nurse Practitioner	Surgical Services	Recommend		
Shiow, Lawrence R., MD	Neonatology	Pediatrics	Recommend		
Wilcox, George E., MD	Pathology	Pathology	Recommend		
CHANGES IN STAFF STATUS: The following practitioners have been transferred to the appropriate staff category.					
NAME	SPECIALTY	SERVICE	Current / Requested Status	REASON	
Dutta, Raja, MD	Psychiatry	Psychiatry	Provisional to Active	Completed basic proctoring	
REQUESTS FOR ADDITIONAL PRIVILEGES: The following practitioners have requested additional privileges and have completed additional training and/or have otherwise met the criteria. Approved privileges shall be granted for the remainder of the current appointment period.					
NAME	SPECIALTY	Privilege Requested		Recommend	
None					
VOLUNTARY RESIGNATIONS					
NAME	SPECIALTY	EFFECTIVE DATE		Recommend	
Becker-Schwarm, Candice, CNM	Nurse Midwife	12/31/2018		Acknowledge	
Bruni, Roberta, MD	Neonatology	04/01/2019		Acknowledge	
Foglar, Christian, MD	Orthopedic Surgery	01/01/2019		Acknowledge	
Hall, Michael V., CRNA	Nurse Anesthesia	03/01/2019		Acknowledge	
Hershey, Allen L., MD	Orthopedic Surgery	03/01/2019		Acknowledge	
Lee, Jeffrey Y., DO	Physical Medicine & Rehab	12/01/2018		Acknowledge	
Lubben, John R., MD	Anesthesia	11/17/2018		Acknowledge	
Sanossian, Nerses, MD	Teleneurology	11/08/2018		Acknowledge	
Selke, Henry M., DO	Hospitalist	12/10/2018		Acknowledge	
LOCUM TENENS: The following practitioners were granted locum tenens privileges.					
NAME	SPECIALTY	SERVICE	REASON	EFFECTIVE DATE	RECOMMEND
Pellegrin, Katharina, MD	Trauma / Surgical Critical Care	Surgical Specialties	Patient Care Coverage	12/24/2018 – 1/02/2019	Information Only